


RESEARCH REVIEW

Brassica carinata: Biology and agronomy as a biofuel crop

Ramdeo Seepaul¹  | Shivendra Kumar¹  | Joseph E. Iboyi²  | Mahesh Bashyal²  |
Theodor L. Stansly¹ | Rick Bennett³ | Kenneth J. Boote⁴  | Michael J. Mulvaney² |
Ian M. Small¹ | Sheeja George¹  | David L. Wright¹

¹North Florida Research and Education Center, University of Florida, Quincy, FL, USA

²West Florida Research and Education Center, University of Florida, Jay, FL, USA

³Nuseed, West Sacramento, CA, USA

⁴Agricultural and Biological Engineering, University of Florida, Gainesville, FL, USA

Correspondence

Ramdeo Seepaul and Shivendra Kumar, North Florida Research and Education Center, University of Florida, Quincy, FL 32351, USA.

Email: rseepaul216@ufl.edu (R. S.) and shivendrku@ufl.edu (S. K.)

Funding information

National Institute of Food and Agriculture, Grant/Award Number: 2016-11231

Abstract

The environmental consequences of using nonrenewable fossil fuels have motivated a global quest for sustainable alternatives from renewable sources. *Carinata* has been developed as a low carbon intensity, non-food oilseed biomolecular platform to produce advanced drop-in renewable fuels, meal, and co-products. The crop is widely adaptable to grow in the humid subtropical and humid continental climatic regions of Asia, Africa, North America, South America, Europe, and Australia as a spring or winter crop. *Carinata* is heat tolerant, resistant to diseases and seed shattering with lower water-use requirements than other oilseed brassicas. Adopting *carinata* in double-cropping systems would require continuing research to integrate crop biology with agronomy, to understand growth and development and its interaction with agricultural inputs and management. Site-specific best management agronomic practices and crop improvement research to develop frost-tolerant, early-maturing, nutrient use-efficient, and high yielding varieties with desirable oil content and fatty acid profile will enhance the crop's adaptability and economic viability. The exploitation of intra- and interspecific and intra- and intergeneric diversity will further enhance *carinata* productivity and resistance to biotic and abiotic stresses. This review attempts to present a comprehensive description of *carinata*'s biology, beginning with its origin and current state of distribution, availability of genetic and genomic resources, and a discussion of its morphology, phenology, and reproduction. A detailed analysis of the agronomy of the crop, including planting and germination and management practices, is presented in the context of crop growth and development. This will facilitate global adoption, sustainable production, and commercialization of *carinata* as a dedicated biofuel oilseed crop in diverse cropping systems and growing regions of the world, including the Southeast United States.

KEYWORDS

biofuels, biomass, *carinata*, germplasm resources, oilseed, photosynthesis, renewable, vegetative traits

1 | INTRODUCTION

Brassica carinata A. Braun, commonly referred to as “Ethiopian mustard,” “Ethiopian rape,” “Abyssinian mustard,” or “carinata,” is being developed as a low carbon intensity, non-food oilseed feedstock to produce advanced drop-in renewable fuels, protein-rich meal, and bio-products. It exhibits a desirable oil profile, wide adaptability, and productivity under suboptimal conditions (Blackshaw et al., 2011; Cardone et al., 2002; Gesch et al., 2015). Production of carinata as a winter crop presents a unique opportunity for growers in the Southeast United States to produce a significant amount of biofuel feedstock to contribute to domestic energy needs. Carinata fits into existing cropping systems as a winter crop, providing opportunities to farm over 1.4 million hectares of winter fallow land that could translate to over 1224 million liters of jet fuel, displacing 1.4%–2.33% of petroleum-based jet fuel in the United States (Alam & Dwivedi, 2019).

Carinata seed has 18.7%–28.3% protein and 42%–52% oil content with a well-distributed fatty acid profile. Erucic acid (41%–43%) forms the primary fatty acid component, followed by linoleic, linolenic, and oleic acids (Kumar et al., 2020). After hexane extraction, the seed meal has 43.6% crude protein, 23.6% neutral detergent fiber, 13.2% acid detergent fiber, and 2.5% crude fats making carinata meal a high-value protein feed (Schulmeister et al., 2019). The species possesses agronomic traits allowing it to be grown either as a winter crop in the humid subtropical regions or as a spring-planted crop in humid continental climates. Carinata is heat tolerant, resistant to diseases and seed shattering, and has lower water-use requirements than other oilseed brassicas (Kumar et al., 1984; Malik, 1990; Raman et al., 2017; Shivpuri et al., 1997). Varieties that are frost tolerant, early maturing, nutrient use efficient, high yielding with desirable oil content and fatty acid production are needed to integrate

carinata into prevalent crop rotation systems (Kumar et al., 2020; Mulvaney et al., 2018, 2019; Seepal et al., 2018). Connecting biology with agronomy is critical for the sustainable cultivation of carinata in different production regions of the world.

2 | ORIGIN AND DISTRIBUTION

Carinata is a member of the family Brassicaceae (formerly known as Cruciferae), order Capparales, tribe Brassiceae; genus *Brassica*, and species *carinata* (Edwards et al., 2000). Although the name carinata was first given by A. Braun in 1841, it is known to have various scientific synonyms like *Brassica intergrifolia* var. *Carinata* (West) Rupr (1860), *Melanosinapis abyssinica* Hort. ex Regel, and *Sinapis abyssinica* A. Braun (1856) (Edwards et al., 2000). Carinata, an allotetraploid (BBCC-genome, $2n = 4x = 34$, genome size ~1300 Mb) originated through spontaneous interspecific hybridization between wild *B. nigra* (BB-genome, $2n = 2x = 16$, genome size ~630 Mb) and cultivated *B. oleracea* (CC-genome, $2n = 2x = 18$, genome size ~700 Mb) in Northeastern Africa, probably in the Ethiopian Plateau and the Mediterranean coast (Gómez-Campo, 1999; Hemingway, 1995; Warwick et al., 2006). The presence of these progenitor species in the region during the emergence and domestication of carinata supports this hypothesis (Alemayehu & Becker, 2002). The origin of carinata and its relationship with diploids *B. rapa* (AA-genome, $2n = 2x = 20$, genome size ~550 Mb), *B. nigra*, *B. oleracea* and allotetraploids *B. juncea* (AABB-genome, $2n = 4x = 36$, genome size ~1100 Mb) and *B. napus* (AACC-genome, $2n = 4x = 38$, genome size ~1130 Mb) species has been explained in Triangle of U (Morinaga, 1934; Nagaharu, 1935; Figure 1). Restricted fragment length polymorphism analysis of chloroplast DNA (Palmer et al., 1985) revealed that carinata has the cytoplasm of *B. nigra*.

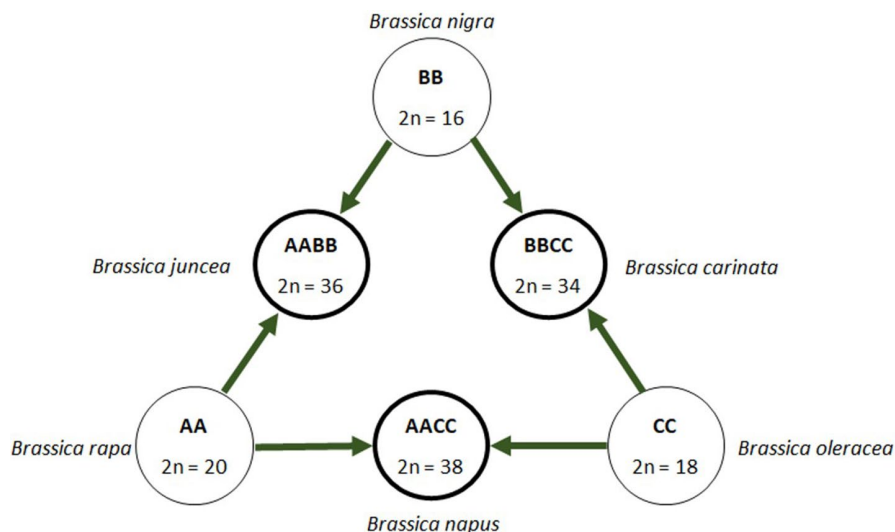


FIGURE 1 The relationship among different brassica species explained using the Triangle of U

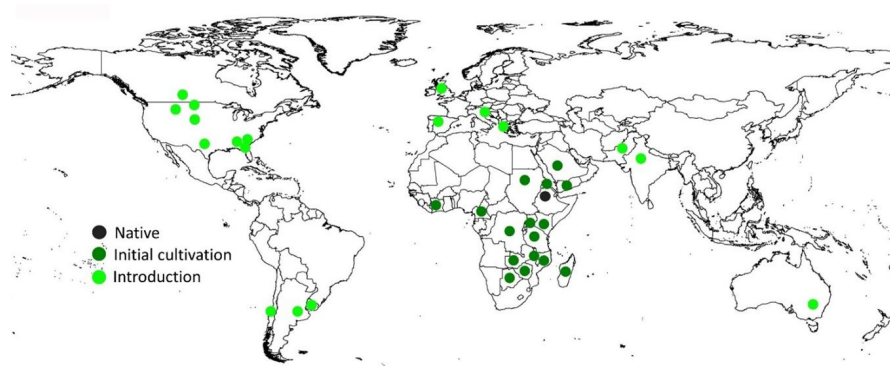


FIGURE 2 Distribution of carinata based on origin, early cultivation, and regions of introduction

Cultivation of carinata is believed to have started in the 4th to 5th millennia BC in Northeastern Africa (Ethiopia, Sudan, and Eritrea) and surrounding areas like East Tropical Africa (Kenya, Tanzania, and Uganda), Westcentral Tropical Africa (Cameroon and the Democratic Republic of Congo), West Tropical Africa (Cote D'Ivoire), South Tropical Africa (Mozambique, Malawi, Zambia, and Zimbabwe), Southern Africa (Botswana), Western Indian Ocean (Madagascar) and South West Asia (Saudi Arabia and Yemen) where it was grown for production of leafy vegetable, fodder, and oilseed (Delesa, 2011; Simmonds, 1979; Warwick et al., 2009). Carinata was introduced to North America from Ethiopia in 1957 to be used as a source of leafy vegetables (Stephens, 2009). Due to its use as an alternative to napus and as an alternative energy crop with low to no indirect land-use changes, an increasing trend of cultivation of carinata is seen in different parts of the world, including Europe (Spain, Italy, Greece, and the UK), Australia, New Zealand, South America (Chile and Uruguay), and South Asia (India and Pakistan; Bozzini et al., 2007; Malik, 1990; Prakash et al., 2012; Seepaul et al., 2016; Velasco et al., 2003; Zada et al., 2013; Figure 2).

3 | GENETIC AND GENOMIC RESOURCES

3.1 | Germplasm resources

Plant germplasm resources contain the genetic information of a plant's hereditary makeup depicting its origin and evolution. This information can identify genetically diverse parental lines for breeding and other crop improvement programs. Specifically, crop improvement leading to increased productivity and/or resistance to biotic and abiotic stressors can be facilitated by intra- and interspecific and intra- and intergeneric diversity. Eight germplasm/gene banks across the world have an extensive repertoire of carinata. These germplasm/gene banks have 1707 accessions collected from 17 countries across the world (Table 1).

3.2 | Genetic and genomic advancements

The genetic diversity of the crop is influenced by natural and artificial selection (Wang et al., 2016), which helps to unravel the crop's evolutionary history. Carinata shows low genetic diversity due to a stronger genetic bottleneck during domestication (Khedikar et al., 2020). A recent comparative analysis of different genetic and genomic resources like nucleotide sequences, protein sequences, genes, and research articles published on carinata and other common Brassicaceae members (napus, *B. juncea*, and *B. rapa*) is provided in Table 2.

Phenotypic analysis of 11 carinata lines for their agronomic performance and seed quality as a new potential oilseed crop in Canada did not show wide variability (Getinet et al., 1996). In contrast, Alemayehu and Becker (2002) assessed 36 accessions of carinata for 13 morphological and seed-related traits and found a wide range of genetic variability for yield-related traits. They also reported moderate variability in oil quantity and quality (glucosinolate [GSL] levels) and protein content. The use of morphological traits and biochemical markers, which are highly influenced by environmental factors, may have resulted in the detection of a wide variability among the accessions. Recently, 99 accessions of carinata were assessed for eight morphological traits and sinigrin content showed a wide variation among the traits (Teklehaymanot et al., 2019). It was found that sinigrin content, a predominant GSL in the leaves, was negatively correlated with leaf area, leaf width, primary branches, and plant height.

Genetic analysis of 39 carinata accessions using six amplified fragment length polymorphism (AFLP) primer combinations resulted in 189 polymorphic markers (Genet et al., 2005). This study segregated the accessions into seven clusters showing the presence of substantial genetic diversity in carinata. A collection of 43 accessions from five different countries was genotyped using 50 random amplified polymorphic DNA (RAPD) markers and showed high genetic diversity but no apparent geographical clustering (Teklewold & Becker, 2006). In another study, a total of 296 AFLP markers produced using four primer combinations were used to assess 66 carinata accessions that showed a low level of

TABLE 1 List of germplasm/gene banks across the world with carinata germplasm collection (accessed on September 24, 2020)

Germplasm/gene banks	Source (no. of countries with accessions in the gene bank)	Total accessions (n)
Plant Gene Resources (PGRC), Canada	6	91
Svalbard Global Seed Vault	17	402
EURISCO ^a	9	386
U.S. National Plant Germplasm System, USDA, ARS, USA	12	77
NBPGR, New Delhi, India	NA	60
Australian Grains Genebank, Horsham, Australia (Raman et al., 2017)	NA	83
Ethiopian Biodiversity Institute ^b	1	402
AVRDC, Taiwan ^b	8	206

^aComprises collections from different gene banks of Europe.

^bGene banks with carinata collection as leafy vegetable crop.

TABLE 2 Comparative analysis of resources available in the NCBI database for different *Brassica* species (accessed from <https://www.ncbi.nlm.nih.gov/> on September 24, 2020).

NCBI database	Carinata	Napus	<i>Brassica juncea</i>	<i>Brassica rapa</i>
Nucleotide	2819	933,899	161,744	150,430
Protein	673	198,437	2345	153,772
Structure	—	11	11	3
Genome	1	1	1	1
PopSet	26	96	57	247
GEO datasets	13	953	98	849
PubMed Central	240	7684	1959	4055
Gene	89	128,793	230	60,999
SRA	12	10,145	705	4101
Experiments				
Identical Protein Groups	323	151,342	1076	122,266
Bio Project	9	878	41	1280
Bio Sample	18	10,549	709	3905
Bio Systems	—	271	—	260
Assembly	—	4	—	6
PubChem	—	98	68	4
BioAssay				

Abbreviations: GEO datasets, gene expression omnibus datasets; PopSet, population sequence data; SRA, sequence read archive.

genetic diversity in carinata in comparison to *B. nigra* and *B. juncea* (Warwick et al., 2006). In contrast, Jiang et al., (2007) assessed 110 accessions of carinata using 233 AFLP markers and showed high genetic diversity. Efforts are being made to develop genetic maps and to identify quantitative trait loci (QTL) for the crop. Priyamedha et al. (2012) constructed the first skeleton linkage map in carinata by using

an F2 population of 150 individuals developed by crossing a resynthesized parental line Ar29 with natural cultivar PC5. They used 69 loci (23 RAPD, 29 ISSR, and 17 SSR) spanning 2166 cM on all 17 linkage groups. Guo et al. (2012) constructed the first genetic linkage map of carinata using 212 loci (151 SSR, 44 AFLP, 12 SRAP, and 5 IBP markers) on a doubled haploid population of 183 lines covering 1703 cM assigned to the eight linkage groups of the B-genome and nine linkage groups of the C-genome. They were able to identify loci governing two Mendelian-inherited traits (petal and anther tip color) and one quantitative trait (seed coat color). Zou et al. (2014) constructed a high-density genetic linkage map using 4031 DArTseq loci covering 2048.4 cM on a doubled haploid population of 185 individual lines leading to the identification of QTLs governing budding and flowering time. Genes conferring black rot resistance were identified and mapped by Sharma et al. (2016) using 160 ILP and 204 SSR markers on F2 population of 212 genotypes. Zhang et al. (2017) genotyped a panel of 81 accessions of carinata to generate 54,510 DArTseq polymorphic markers. These markers were used for genome-wide association analysis of the panel, and seven markers were significantly associated with five seed yield and quality traits (flowering time, oleic acid, linolenic acid, pod number, and seed weight). A diversity panel of 83 carinata accessions procured from the Australian Grains Genebank was assessed for pod shatter resistance (Raman et al., 2017) and led to the identification of parental lines to develop an F2 population of 300 individuals. This population was assessed using 6464 DArTseq markers to develop a genetic linkage map and for QTL identification (five QTLs distributed on chromosomes B1, B3, B8, and C5) related to pod shattering resistance (Raman et al., 2017). Recently, Khedikar et al. (2020) assessed a worldwide panel of 620 accessions to study genetic diversity, linkage disequilibrium, and haplotype patterns using 10,000 SNPs.

This analysis helped in the identification of genomic regions showing evidence of selection pressure. *Carinata* showed lower nucleotide diversity levels than *napus* suggesting the development of a genetic bottleneck during domestication.

4 | MORPHOLOGY, PHENOLOGY, AND REPRODUCTION

Carinata is an erect, annual grown as an oilseed or as a leafy vegetable. The seedling emerges epigeally, with heart-shaped cotyledons (2–3 cm) that are photosynthetically active to offset insufficient food reserves (Mnzava & Schippers, 2007; Seegeler, 1983). *Carinata* shows determinate growth with height averaging 1.4 m, high branching, and elongated tap-roots reaching up to 1 m (Barro & Martín, 1999; Zanetti et al., 2013). Stems are glabrous, waxy, reaching up to 2 cm in diameter (Seegeler, 1983) with leaves having short petiole, simple trichomes, alternate, glabrous to slightly hairy, and waxy phenotype (Al-Shehbaz, 2012; Mnzava & Schippers, 2007). Lower leaf blades are ovate to oblong with one to three deep lobes up to 20 cm long and 10 cm wide. The lower leaves' abaxial surface is green, while the adaxial surface is paler or grayish with purple or light-green veins. In comparison, upper leaves are lighter colored and have fewer lobes, smaller in size, narrower, and less waxy (Seegeler, 1983).

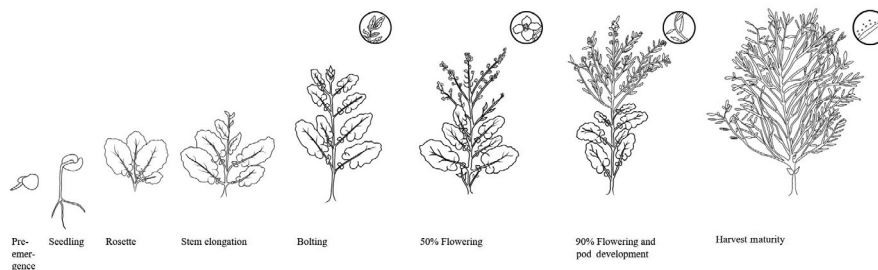
The inflorescence is a loose, highly branched, and elongated compound raceme, with actinomorphic and perfect flowers borne terminally on the main stem and branches (Mnzava & Schippers, 2007; Seegeler, 1983). Pedicels are cylindrically shaped and 5–6 mm long. Flowers bear four green and oblong sepals (4–7 mm long) alternating with four yellow and obovate petals (6–10 mm long). Flowers also have six stamens and four nectaries. Most brassica species reproduce sexually through cross-pollination, contributing to the great diversity within species. However, *carinata* sets seed efficiently through both self- and cross-pollination. *Carinata* was reported to self-pollinate 46%–88% of the time (Labana et al., 1987) due to self-compatibility, and cross-pollinated 30% of the time due to its flower structure and delayed anthesis (Cheung et al., 2015; Velasco & Fernández-Martínez, 2009). Pollens are heavy, sticky, and are difficult to transfer from plant to plant by wind (Adeniji & Aloyce, 2012). Fruits are linear siliques up to 5 cm long, with a 2–7 mm straight or curved conical beak (Seegeler, 1983). Siliques are green and photosynthetically active when immature and turn light brown at maturity. They contain up to 20 seeds and are non-dehiscent due to their thick and highly lignified valve margins (Banga et al., 2011; Barro & Martín, 1999). Seeds are globose, finely reticulated, yellow to brown with a diameter ranging between 1 and 1.5 mm (Getinet, 1996; Mnzava & Schippers, 2004; Rahman & Tahir, 2010; Setia & Richa, 1989).

Carinata has been described as a long-day plant (Zanetti et al., 2013). However, there is a possible interactive effect between temperature and photoperiod for flowering initiation (Friend, 1968) as high temperature has been associated with accelerated phenological development under long photoperiod (Nanda et al., 1996). Flower initiation in *carinata* varied from 77 to 126 days across multiple locations and years in Florida depending upon genotypic, edaphic, and climatic factors (Kumar et al., 2020). *Carinata* lifecycle ranged from 3949 to 4288 growing degree days (GDD; 4.4°C base temperature) with an average lifecycle of 154 days for an early-maturing genotype and 165 days for a late-maturing genotype when grown as a winter crop in Florida (Kumar et al., 2020) while it reached physiological maturity at 2000–2200 GDD (4°C) in Europe (Zanetti et al., 2013). *Carinata* variety 110994EM bolted, flowered, developed pods, and reached seed maturity around 535, 1084, 1547, and 2404 GDD, respectively (Seepaul et al., 2019).

5 | AGRONOMY OF CARINATA

Carinata is tolerant to a wide range of climatic conditions and can be fall-planted in the humid subtropical regions with mild winters and even rainfall throughout the year or spring-planted in the humid continental climate with hot and humid summers. *Carinata* can be fall-planted (October–November) in the Southeast United States, generally 3–4 weeks before the first frost event (Seepaul, Small, Mulvaney, et al., 2019) or spring-planted (mid-March to mid-May) in Midwest and Western states in the United States (Gesch et al., 2019). Timely fall planting facilitates asynchrony between *carinata* phenology and incidence of biotic and abiotic stresses. For example, timely planting allows the crop to reach the rosette stage at the time of highest frost probability (Mulvaney et al., 2018) or avoidance of pest incidence and severity during periods of greatest herbivory. There is substantial variation in flowering time within the species (Rakow & Getinet, 1998). Fall-planted *carinata* in Florida took 102 days to flower and 161 days to mature after planting (Kumar et al., 2020), while spring-planted *carinata* in Saskatchewan, Canada, took 55 days to flower and 110 days after planting to mature (Getinet et al., 1996). Spring-planted *carinata* was the latest maturing species (111–113 days after planting) among common oilseed crops evaluated in Minnesota (Gesch et al., 2015). The relatively long growing cycle of *carinata* limits its commercial production in the Prairie Provinces of western Canada, requiring the development of early-maturing varieties (Getinet et al., 1996). Scaling up production in the Southeast United States also requires early-maturing varieties to fit *carinata* in the double-cropped peanut–cotton rotations prevalent in the region. Whether planted in the spring or fall, *carinata*'s lifecycle should fit the diverse rotations

FIGURE 3 Phenology of *carinata* showing different growth stages of its life cycle



with minimal delay in planting the subsequent crop within the growing regions where it is double-cropped (Christ et al., 2020).

5.1 | Planting and germination

Carinata is a very shallow-planted crop (Seepaul, Small, Mulvaney, et al., 2019) and germinates in the top portion of the soil that usually experiences moisture deficit (Patane & Tringali, 2011). *Carinata* should be planted not more 1.3 cm deep because of its small seed size; however, deeper depths may be considered when planting in sandy soils (Seepaul, Small, Mulvaney, et al., 2019). Early season moisture availability in the 0.64–1.3 cm inches topsoil is critical for uniform and vigorous seed germination (Patane & Tringali, 2011). *Carinata* is generally seeded at 6.1 kg ha^{-1} (129 pure live seeds m^{-2} ; Kumar et al., 2020) but undergoes self-thinning resulting from interplant competition. Due to the high degree of compensatory ability, maximum seed yield can be achieved over a wide range of plant densities from 34 to 117 plants m^{-2} (Gesch et al., 2019; Pan et al., 2012). Relatively higher yields were obtained from plant populations ranging from 22 to 37 m^{-2} (Punia et al., 2001). Seed yield was responsive to seeding rate as high as 300 pure live seeds m^{-2} in three of the nine site-years in North Dakota (Hossain et al., 2018). Maximum seed yields (1140–1492 kg ha^{-1}) also occurred at a relatively high seeding rate (9–13.5 kg ha^{-1}) in South Dakota (Alberti, 2017). Similarly, *carinata* planted at 10 kg ha^{-1} produced 2890 kg seed ha^{-1} (Bozzini et al., 2007) in Italy, while 8 kg ha^{-1} produced 1592 kg ha^{-1} in Ethiopia (Tadesse et al., 2012). In Florida, maximum seed yield (2761 kg ha^{-1}) was produced at a 3 kg ha^{-1} seeding rate (Mulvaney et al., 2019). Higher seeding rates may reduce stem diameter and increase lodging potential but may be necessary for no-till systems to compensate for increased seedling mortality (Alberti, 2017). Changing the plant geometry through seeding rate and row spacing alters the leaf arrangement and canopy architecture, which controls light interception and photosynthetic productivity (Sarlikioti et al., 2011). *Carinata* has phenotypic plasticity to modulate plant architecture to optimize light interception (Mulvaney et al., 2019), especially at low plant populations, by producing more branches, racemes, and pods. This phenotypic plasticity

is modulated by environmental conditions and resource availability (Hossain et al., 2018). *Carinata* growth and yield are influenced more by row spacing than seeding rate (Mulvaney et al., 2019) in Florida. Single rows spaced 36 cm apart maximized *carinata* yield (2761 kg ha^{-1}) in Florida (Mulvaney et al., 2019), while a 30-cm row spacing produced 9%–11% greater yield than a 60-cm row spacing *carinata* in India (Kaur, 2002). Wider row spacings favor branching and increase the number of pods per plant (Mulvaney et al., 2019).

5.2 | Growth and development

Carinata development is divided into vegetative (seedling, rosette), transition (bolting), and reproductive growth stages (flowering, pod development, and seed ripening) (Figure 3). At physiological maturity, *carinata* typically has 30 main-stem nodes, 53% producing primary branches with 25 secondary branches bearing 280 pods per plant when fertilized with 90 kg N ha^{-1} (Seepaul et al., 2020). Leaves contributed 52% of the total dry matter (DM) during the vegetative stage and decline sharply to 0% at maturity while the stem fraction increased from 48% at the vegetative stage to a maximum of 73% at flowering and decline to 37% at maturity (Seepaul et al., 2019). Seeds contributed 25% of the DM production (Seepaul, Marois, et al., 2019). *Carinata* self-defoliates with the onset of reproductive development as photo-assimilates and nutrients are translocated from leaves to the developing seeds (Seepaul et al., 2018) resulting in decreased leaf area with plant maturity (Seepaul, Small, Marois, et al., 2019). The reduction of photosynthetic leaf area through artificial defoliation reduces seed yield by 22 and 8 kg ha^{-1} for every percent defoliation at the vegetative or reproductive stage, respectively, when *carinata* was defoliated once (Baldwin et al., 2021). Complete defoliation through excision at the post-flowering stage leads to decreased seed numbers per pod and 1000-seed weight by 32% and 25%, respectively, in *carinata* (Ramana & Ghildiyal, 1997). *Carinata* is a high biomass producer accumulating 14,224 kg ha^{-1} in spring-planting in Minnesota, USA (Gesch et al., 2015), and 7017 kg ha^{-1} as a fall-planted crop in Florida, USA (Seepaul, Marois, et al., 2019). Harvest index (HI) ranged from 0.28 to 0.37 in Minnesota and from 0.30 to 0.34 in Florida (Gesch et al., 2015; Seepaul, Marois, et al., 2019).

TABLE 3 Seed and straw nutrient uptake of carinata yielding 2778 kg seed ha⁻¹ and 7017 kg straw ha⁻¹ at Quincy, Florida

Uptake	Nitrogen (N) kg ha ⁻¹	Phosphorous (P)	Potassium (K)	Calcium (Ca)	Magnesium (Mg)	Sulfur (S)	Boron (B) g ha ⁻¹	Manganese (Mn)	Iron (Fe)	Zinc (Zn)	Copper (Cu)
Seed uptake	100.1	22.3	29.1	11.3	11.1	28.9	40.8	87.2	233.5	151.9	14.6
Straw uptake	46.8	3.6	60.7	51.7	8.2	17.1	99.5	92.9	199.7	174.6	19.9
Total uptake	146.9	25.9	89.8	63.0	19.4	46	140.4	180.1	433.2	326.5	34.5

Green pods contain chloroplasts in the outer pod wall layer and are responsible for 70%–100% of assimilation of photosynthates in seeds in later stages of plant development (Andrews & Svec, 1975; Bennett et al., 2011; Major & Charnetski, 1976; Raven & Griffiths, 2015; Sheoren & Randhir, 1991; Singal et al., 1995).

Yield is dependent on the number of branches, number of pods per plant, number of seeds per pod, and 1000-seed weight (Ozturk, 2010; Setia et al., 1995). Seed size and yield are positively correlated with aboveground DM yield, suggesting that high DM accumulation at all growth stages throughout the crop growth cycle in stress-free conditions is key to optimizing yield components and yield (Enjalbert et al., 2013; Seepaul, Marois, et al., 2019).

5.3 | Management practices

Nitrogen (N) availability alters the early season and post-bolting physiology, morphology, and biomass distribution patterns in carinata. Nitrogen accounts for the largest energy input and production costs in oilseed production (Gan et al., 2007); therefore, understanding biomass accumulation and allocation, nutrient concentration, and uptake can help synchronize in-field N application with crop growth for optimum uptake and utilization. Carinata is highly responsive to N application (Alberti et al., 2019; Pan et al., 2011; Seepaul, Marois, et al., 2019) and requires adequate N fertilization for optimum seed yields (Johnson et al., 2013; Montemurro et al., 2016; Prakash et al., 1999; Seepaul et al., 2016, 2020; Seepaul, Marois, et al., 2019; Seepaul, Small, Marois, et al., 2019). Height, node numbers, primary branches, secondary branches, and pod numbers increased by 38.3, 6.7, 64.5, 146.1, and 128.2, % from 0 to 135 kg N ha⁻¹, respectively (Seepaul et al., 2020). Carinata grown with limited N (0 mg N L⁻¹) had 47% lower photosynthesis (21.2 $\mu\text{mol m}^{-2} \text{s}^{-1}$) than plants grown with optimal N (16 mg N L⁻¹; 31.0 $\mu\text{mol m}^{-2} \text{s}^{-1}$; Seepaul et al., 2016). Suboptimal N availability modified carinata canopy architecture by reducing leaf size, early abscission and senescence, and vertical distribution of leaves on the main stem (Seepaul et al., 2016). Modification in canopy architecture in response to N deficiency adversely affected canopy photosynthesis and the production of flowers (Seepaul et al., 2016). Bolting is a period of rapid stem elongation in carinata and is a critical period for N fertilization. The limitation of N at the onset of bolting induces morphological changes such as reducing leaf area, light interception, and canopy photosynthetic activity (Seepaul et al., 2016). Limiting N during carinata reproductive development resulted in a 62% yield penalty indicating that carinata is sensitive to N limitation (Seepaul, Small, Mulvaney, et al., 2019). Under non-limiting N conditions (16.1 mg N L⁻¹),

carinata produced 164% greater seed yield when compared to limited N (0 mg N L⁻¹; Seepaul, Small, Mulvaney, et al., 2019).

Seed yield response to N application rate over 5 years at Florida was quadratic and ranged from 1245 kg ha⁻¹ with 0 kg N ha⁻¹ to 2444 kg ha⁻¹ with 117 kg N ha⁻¹. The economic optimum N rate occurred at 103 kg N ha⁻¹, which produced 2427 kg seed ha⁻¹ (Seepaul et al., 2020). The application of 90 kg N ha⁻¹ increased seed and oil yield ha⁻¹ by 36% and 29%, respectively, over a non-treated control (Seepaul et al., 2020). In North Dakota, the application of 117–297 kg N ha⁻¹ produced 2315 kg seed ha⁻¹ (high input system), which was 14% greater than a low input system (2035 kg seed ha⁻¹ at 32–97 kg N ha⁻¹; Hossain et al., 2018). Maximum seed yield (2204 kg ha⁻¹) of spring-planted carinata was produced at 150 kg N ha⁻¹ in the Canadian Prairies (Pan et al., 2012). In Italy, the application of 100 kg N ha⁻¹ produced 1770 kg seed ha⁻¹, 29% greater than the 0 N control. In India, fall-planted carinata DM accumulation increased linearly with N rate as high as 150 kg N ha⁻¹, but there was no benefit to seed yield above 100 kg N ha⁻¹ (Kaur & Sidhu, 2004). Straw yield also showed a positive response to N application, reaching a peak at 200 kg N ha⁻¹ in Canada (Johnson et al., 2013) as opposed to 100 kg N ha⁻¹ (Gan et al., 2007) in various other brassica species in the Northern Great Plains. Nitrogen concentration and uptake in brassica seeds and straw increased with increasing N availability (Johnson et al., 2013; Prakash et al., 2000; Seepaul, Marois, et al., 2019). Increased nutrient uptake is related to greater biomass accumulation due to enhanced growth and photosynthetic capacity under non-limiting N conditions (Seepaul et al., 2016). Nitrogen amount in carinata seeds (90.3 kg N ha⁻¹) is 115% greater than straw (42.0 kg N ha⁻¹; Prakash et al., 2000). The relative comparison of different nutrient uptake in the seed and straw of carinata is presented in Table 3.

A two-way split of N increased secondary branches by 9% relative to a single or three-way split of 90 kg N ha⁻¹ (Seepaul et al., 2020). Applying N at planting and bolting maximized primary and secondary branches in both the two- and three-way split of 90 kg N ha⁻¹. The application of either ammonium nitrate or environmentally smart nitrogen at bolting resulted in maximum secondary branches and pod numbers but did not affect seed yield (Seepaul et al., 2020). Nutrient uptake is closely related to biomass production. Maximum N uptake (73 kg N ha⁻¹) occurred between 50% bolting and 50% flowering while maximum P, K, Ca, Mg, S, B, Mn, Fe, Zn, and Cu uptake occurred between 50% flowering and pod formation (Seepaul, Marois, et al., 2019). Total nutrient uptake (seed + straw) in descending order is N>K>Ca>S>P>Mg>Fe>Zn>Mn>B>Cu. At 90 N kg ha⁻¹. Carinata extracted 57 kg N ha⁻¹ or 63% greater than the N application rate (Seepaul, Marois, et al., 2019).

Carinata growth and seed yield are also responsive to sulfur application up to 45 kg S ha⁻¹; however, the economically optimal S rate was 36 kg S ha⁻¹ (Bhattarai, 2019; Verma et al., 2018). The application of 40 kg S ha⁻¹ increased seed yield by 33%–34% over a non-treated control by increasing the number of primary branches, the number of pods per plant, and seeds per pod (Bhattarai, 2019; Verma et al., 2018). There is a dearth of information on phosphorous and potassium as well as the effect of micronutrients on carinata growth, development, and productivity.

Carinata is sensitive to drought stress, evidenced by decreased leaf size, reduced dry weight of plant parts, stomatal conductance, and photosynthesis (Ashraf & Mehmood, 1990; Husen et al., 2014; Pan et al., 2011). Drought stress reduced the root length by 6%, shoot length by 9%, the number of leaves by 15% in a controlled environment study (Husen et al., 2014). To overcome drought stress for a short period and protect leaves against dehydration, there is increased wax deposition and partial stomatal closure in carinata leaves to limit water loss (Albert et al., 2012; Husen et al., 2014). Nitrogen and water-limiting conditions also stimulate elongation of the main and lateral roots in carinata, which can increase root exploration for efficient nutrient and water uptake (Hossain et al., 2019; Qin et al., 2019; Singh & Singh, 2018). Drought stress lowers leaf water potential leading to reduced turgor, stomatal conductance, photosynthesis (Kumar & Singh, 1998), biomass production (Husen et al., 2014), and seed and oil yields (Gesch et al., 2019). In Fort Collins, Colorado, irrigation increased biomass production, height, and pod density by 103%, 94%, and 7%, respectively, over rainfed carinata (Enjalbert et al., 2013). Maximum seed yield (2057 kg ha⁻¹), quality, and water use efficiency were achieved when irrigation was applied at the seedling stage, 50% flowering and pod development stages in the semiarid regions of India (Verma et al., 2018). Carinata is better suited as a rainfed crop for regions with adequate growing season rainfall than in arid or semiarid regions. A significant intraspecific variation for drought resistance exists within the carinata species that can be exploited to improve the drought tolerance of carinata through selection and breeding (Ashraf & Sharif, 1998; Lohani et al., 2019).

In addition to N and drought stress, high-temperature stress is also detrimental to carinata's growth and yield, especially during flowering (Gan et al., 2004). Under high-temperature stress (35/15°C day/night temperatures), only early formed floral primordia develops into flowers and pods (Angadi et al., 2000). Improved carinata lines that can maintain pod production and seed development under high temperatures are needed to contribute to increased yield (Gan et al., 2004). Under extreme temperatures (heat and cold), brassicas tend to increase the production of antioxidant defenses, responding to an increase in reactive oxygen species (ROS; Soengas et al., 2018). In the absence of the antioxidant

defense mechanism, there is an increased production of ROS in the chloroplasts, which decreases the chlorophyll content and elicits photoinhibition, thereby reducing CO₂ fixation and loss of dry weight (Soengas et al., 2018).

Sequential flowering in carinata produces a mixture of pods with different maturity (Seepaul et al., 2018). Delayed maturity of current varieties (Kumar et al., 2020) requires agronomic management tools to accelerate uniform maturity of the crop to allow timely land preparation and planting of summer row crops (Seepaul et al., 2018). Carinata can be swathed in arid or semiarid regions or chemically desiccated in the Southeast United States (Seepaul et al., 2018). For safe seed storage, carinata must be at 10% seed moisture or less. If moisture is greater than 10%, seeds can be dried with forced air at low temperatures or air-dried (Seepaul et al., 2018).

5.4 | Pest management

Carinata is resistant to diseases that commonly affect other oilseed brassica species (Katiyar et al., 1986), including black rot caused by *Xanthomonas campestris* pv. *Campestris* (Sharma et al., 2016; Tonguc & Griffiths, 2004) and blackleg or stem canker caused by *Leptosphaeria maculans* (Gugel et al., 1990; Rimmer & Vandenberg, 1992). Disease reports include those for turnip mosaic virus (Babu et al., 2013), sclerotinia stem rot caused by *Sclerotinia sclerotiorum* (Young et al., 2012), alternaria black spot caused by *Alternaria alternata* (Dunbar et al., 2017), powdery mildew caused by *Erysiphe cruciferarum* (Gunasinghe et al., 2013), charcoal rot caused by *Macrophomina phaseolina* (Tande et al., 2015), and root rot caused by *Fusarium* species (Okello et al., 2018). Some of these pathogens are generalists, which may affect subsequent rotational crops (Okello et al., 2018). Like other brassicas, carinata is susceptible to insect pests, including cabbage looper *Trichoplusia ni*, diamond back moth *Plutella xylostella*, spotted cucumber beetle *Diabrotica undecimpunctata*, turnip aphid *Lipaphis pseudobrassicae*, yellow margined leaf beetle *Microtheca ochroloma* and *Pieris rapae* (Baldwin et al., 2021). There is a limited number of studies that quantified the effects of weeds on carinata seed yield. One study in North Dakota reported a 16% yield reduction when weeds were not controlled (Hossain et al., 2018). Although carinata forms a competitive canopy (Gesch et al., 2015) against weeds, an integrated weed management strategy that employs cultural, mechanical practices and the use of herbicides is prudent for profitable production. Managing plant populations by optimizing seeding rate and row spacing along with optimal fertilizer application can reduce the impact of weeds. Pendimethalin and S-metolachlor can be used for preemergence weed control, while broadleaf and grass control can be achieved using clopyralid and clethodim (Leon et al., 2017). Carinata is not invasive or likely to

become a weed in subsequent crops. Flumioxazin, acifluorfen, bentazon, and carfentrazone can be used to control volunteer carinata in rotational crops (Leon et al., 2017). The prevalence of wild radish (*Raphanus raphanistrum*) in the Southeast United States can reduce yield and harvest quality through resource competition and contamination of harvested carinata seeds. Increasing cropping system diversity by planting carinata in a 3-year crop rotation may reduce insect pests, diseases, and weed pressure in rotational crops like canola (San Martin, et al., 2019). Carinata's vigorous growth and broad leaves smother weeds. Weed biomass decreased by 67% as the seeding rate increased from 50 to 300 seeds m⁻² (Hossain et al., 2018). Planting in narrow rows (no more than 36 cm and preferably 19 cm) and using high seeding rates (>5.6 kg ha⁻¹) will favor rapid canopy closure and weed suppression (www.sparc-cap.org/resources/factsheets/carinata).

5.5 | Seed quality

Carinata has 39% and 61% long-chain (C14–C18) and very-long-chain (>C19) fatty acids, respectively. Of these, 6%, 31%, and 62% are saturated, polyunsaturated, and monounsaturated fatty acids, respectively (Seepaul et al., 2020). Oil concentration responds to nutrient management, particularly N application rates. An increase in N application rates resulted in a decrease in oil content, and an increase in protein content as oil and protein concentrations are inversely related (Hossain et al., 2018, 2019; Johnson et al., 2013; Kumar et al., 2020; Pan et al., 2012; Seepaul et al., 2020; Seepaul, Small, Mulvaney, et al., 2019; Verma et al., 2018). Oil concentration decreased at a rate of 0.26 g kg⁻¹ for every kg increase in nitrogen application per hectare (Alberti et al., 2019). Nitrogen application rates, split management of N, or N source did not affect the concentration of fatty acids (Seepaul et al., 2020). Oil concentration increased with seeding rate in one study (Hossain et al., 2018) but did not differ in others (Mulvaney et al., 2019; Pan et al., 2012) and did not respond to row spacing (Mulvaney et al., 2019) or irrigation (Verma et al., 2018). Plants grown at lower seeding rates generally have greater nitrogen uptake than those from higher seeding rates, which may negatively affect oil concentration (Harker, O'Donovan, Smith, et al., 2015; Harker, O'Donovan, Turkington, et al., 2015; 2012). Except for nitrogen management, carinata seed and oil yields can be optimized through agronomic manipulations with little or no effect on seed oil, protein, and fatty acid concentrations.

Glucosinolates are often concentrated in the leaves and roots during early stages of development and reallocated to the seeds at maturity (Bellostas et al., 2004; Jørgensen et al., 2015). Carinata shoots comprise mostly of aliphatic GSLs with roots containing aliphatic and aromatic GSLs

at about a 1:1 ratio and ranged from 8 to 25 $\mu\text{mol g}^{-1}$ of total GSLs (Kirkegaard & Sarwar, 1998). Seeds contain about 80 $\mu\text{mol g}^{-1}$ of GSLs comprising mainly of sinigrin, but can be as high as 160 $\mu\text{mol g}^{-1}$ (Marquez-Lema et al., 2008; Mnzava & Olsson, 1990; Seepaul et al., 2020; Seepaul, Small, Mulvaney, et al., 2019). After oil extraction, carinata seed meal can be used as supplemental protein for animal feed since it contains up to 53.5% crude protein, 76% of which are rumen degradable protein (Ban et al., 2017; Paula et al., 2019). However, carinata meal must contain less than 2.0% erucic acid and less than 30 $\mu\text{mol g}^{-1}$ of GSLs like sinigrin due to their detrimental effects on the health of animals by reducing palatability and interfering with iodine uptake (Nega & Woldes, 2018; Tripathi & Mishra, 2007). Therefore, carinata meal is restricted to 10% of the total diet or 0.3% of body weight per day (Paula et al., 2019; Schulmeister et al., 2019). The seed meal containing high GSL levels (44–168 $\mu\text{mol g}^{-1}$) can be used as a soil amendment due to its biofumigant properties to suppress pest and disease activity (Gimsing & Kirkegaard, 2009; Mazzola & Manici, 2012; Pattison et al., 2006).

6 | CURRENT STATE OF CROP IMPROVEMENT

Successful oilseed crop improvement involves developing varieties with a higher yield, better oil quality, and resistance to various biotic and abiotic stresses. This requires access to phenotypically and genotypically diverse germplasm from existing germplasm resources and wild genotypes, which can broaden the genetic base by identifying and incorporating desirable traits into the existing varieties.

6.1 | Carinata as a desirable donor for interspecific hybridization

Carinata possesses several desirable traits like tolerance to abiotic stress (heat, salt, and metal toxicity; Gugel et al., 1990; Irtelli & Navari-izzo, 2008; Mafakheri & Kordrostami, 2020), resistance to various biotic stresses (blackleg disease, stem rot, white rust, alternaria black spot, powdery mildew, and aphids; Chavan & Kamble, 2014; Gebre-Medhin & Mulatu, 1992; Gugel et al., 1990; Mehta, 2014; Navabi et al., 2010; Sharma et al., 2017; Tonguc & Griffiths, 2004; Yitbarek, 1992), pod shattering resistance and relatively large seed size (Getinet et al., 1996; Thakur et al., 2019), which makes it a desirable donor for various interspecific hybridization programs for the improvement of related species. Traits like late maturity, long and profuse vegetative growth, tall plant stature, low oil content, high erucic acid content, low harvest index, and unattractive seed coat color are major

constraints for its adoption as an oilseed crop for edible purposes (Thakur et al., 2019). Interspecific crosses between carinata (female) and *B. juncea* (male) resulted in the successful production of F1 progeny in different studies (Getinet et al., 1997; GhoshDastidar & Varma, 1999; La Mura et al., 2010; Rahman, 1976). Similar reports of successful hybridization between different Brassicaceae members like carinata (female) and *B. napus* (male; Fernandez-Escobar et al., 1988; Getinet et al., 1997; La Mura et al., 2010; Niemann et al., 2012); carinata (female) and *B. nigra* (male; Chang et al., 2011; Mizushima, 1950); carinata (female) and *B. oleracea* (male; Chang et al., 2011; Rahman, 2001, 2004); carinata (female) and *B. rapa* (male; Choudhary et al., 2000; Jiang et al., 2007; La Mura et al., 2010; Liu et al., 2009; Rahman, 2001, 2002, 2004; Struss et al., 1991; Struss et al., 1992) are available.

In some cases, hybridization between allotetraploid (carinata, napus, and *B. juncea*) and diploid (*B. nigra*, *B. rapa*, and *B. oleracea*) brassica species have resulted in the formation of nonviable seeds due to pre- (Diederichsen & Sacristan, 1994) and post-fertilization barriers (Nishiyama et al., 1991). Doubled haploid methods, ovary and ovule culture, embryo culture, and protoplast fusion techniques have been utilized to overcome post-zygotic interspecific incompatibility barriers for these crosses (Diederichsen & Sacristan, 1994). Ovary and ovule culture (Sabharwal & Doležel, 1993) and protoplast fusion (Klima et al., 2009) technique resulted in the production of viable F1 seeds between carinata and napus. Protoplast fusion between black rot-resistant carinata accession PI 199947 and susceptible rapid cycling *B. oleracea* breeding line followed by backcross to *B. oleracea* resulted in the generation of resistant varieties (Tonguc et al., 2003). Similarly, embryo culture between carinata and *B. oleracea* (Rahman, 2004; Sharma et al., 2017; Tonguc & Griffiths, 2004) and carinata and *B. rapa* (Busso et al., 1987; Meng et al., 1998; Quiros et al., 1985; Rahman, 2004) resulted in the production of successful F1 hybrids.

6.2 | Oil quality, quantity, and secondary metabolites

The development of genotypes with high erucic acid content in brassica species is an important research area due to its high demand for various industrial applications (Taylor et al., 1995). Velasco et al. (1998) used ethyl-methane sulfonate (EMS) to increase the erucic acid content in carinata line C-101. It led to an increase of the erucic acid content of M4 generation lines to 52.2%–59.3% compared to 39.0%–47.6% in parental lines. Velasco et al. (1995) also used EMS to develop low erucic acid (5%–10%) containing carinata lines fit for edible purposes. Carinata breeding programs have also reported the development of varieties with very low erucic acid

content ranging from 0% to 2% suitable for edible purposes and high erucic acid-containing varieties (up to 50%) suitable for industrial application (Alonso et al., 1991; Fernandez-Escobar et al., 1988; Getinet et al., 1996; Jadhav et al., 2005).

The development of transgenic lines in *carinata* is another strategic approach to increase erucic acid (C-22:1) and nervonic acid (C-24:1) content. Minimal efforts have been made to develop transgenic lines with improved erucic and nervonic acid content in *carinata*. Jadhav et al. (2005) used two approaches, that is, co-suppression and antisense repression of the *FAD2* gene in *carinata*, to decrease the production of polyunsaturated C-18 fatty acids and increase of erucic acid and VLCFA (very long-chain fatty acid) content. This study resulted in an increased proportion of erucic acid content by 12%–27% for co-suppressed and 5%–19% for antisense repression transgenic lines, while the VLCFA content increased by 6%–15% and 5%–19% for co-suppressed and antisense repression transgenic lines of *carinata*, respectively. Mietkiewska et al. (2008) used 3'-UTR of the *FAD2* gene to form an intron-spliced hairpin RNA (ihp RNA) to silence the *FAD2* gene, which led to an increase of 16% and 10% in oleic acid and erucic acid content, respectively, in *carinata*. They also used a second construct containing ihp RNA targeted to the endogenous *FAD2* gene of *carinata* along with heterologous *Crambe abyssinica* *FAE* gene with seed-specific napin promoter to increase erucic acid production by 16%. Reports of varieties with increased nervonic acid, 5,13-docosadienoic acid, 5-eicosenoic acid, eicosapentaenoic acid contents to meet various industrial, biofuel, and nutritional needs are also available in *carinata* (Chang et al., 2009; Jadhav et al., 2005; Taylor et al., 2010). The mean value of different oil quality traits of *carinata* has been provided in Table 4.

6.3 | Breeding targets

The development of disease-tolerant or resistant *carinata* lines is important for higher yield and oil content. Tonguc and Griffiths (2004) evaluated 54 *carinata* accessions from the USDA collection for resistance against race 4 of *Xanthomonas campestris* pv. *campestris* (Xcc) causing black rot disease in other brassica species. Out of the 54 accessions of *carinata* tested, two accessions (A 19182 and A 19183) did not exhibit any symptoms, while three accessions (PI 199947, PI 199949, and PI 194256) segregated for resistance to Xcc. The National Gene Bank of India (NBPGR) at New Delhi contains two registered varieties (IC 443624 and IC 544702) resistant to white rust disease. The gene bank also has one variety each, which is registered for tolerance to *Alternaria* blight (IC 305114), resistance to white rust and leaf and stag head stage (IC 523914), good yielding (IC 296346), and resistance to pod shattering and lodging (IC 555215). Efforts are being made to develop herbicide-tolerant lines

TABLE 4 Mean value of seed quality traits of commercial *carinata* variety Avanza 641 grown in north Florida (adapted and modified from Mulvaney et al., 2019). The mean represents the average of 128–304 samples from four site-years. SEM is the standard error of the mean

Trait	Mean	SEM
Oil concentration, %	39.7	0.2
Protein in seed, %	31.6	0.2
Glucosinolates, $\mu\text{mol g}^{-1}$	92.9	1
Saturated fatty acids, %	6.2	0
Monounsaturated fatty acids, %	57.2	0.1
Polyunsaturated fatty acids, %	35.9	0.1
Long-chain fatty acids, % with chain length 14–18 C	49.8	0.2
Very long-chain fatty acids, % with chain length >19 C	52.7	0.2
Iodine value	113.7	0.1
Other fatty acids in seed, %	0.6	0
C16:0 (palmitic acid), %	3.4	0
C16:1 (palmitoleic acid), %	0.2	0
C18:1 (oleic acid), %	12.7	0.1
C18:0 (stearic acid), %	1.1	0
C18:2 (linoleic acid), %	18.3	0.1
C18:3 (linolenic acid), %	12.9	0.1
C20:0 (arachidic acid), %	0.8	0
C20:1 (eicosenoic acid), %	8.6	0.1
C16:0 (eicosadienoic acid), %	1.4	0.1
C22:0 (behenic acid), %	0.5	0
C22:1 (erucic acid), %	36.4	0.1
C22:2 (docosadienoic acid), %	0.5	0
C24:0 (lignoceric acid), %	0.3	0
C24:1 (nervonic acid), %	1.4	0

of *carinata* against Group 2 and Group 4 herbicides like dicamba (3,6-dichloro-2-methoxybenzoic acid) at Agriculture and Agri-Food, Canada. They have developed two tolerant lines UF-S2 and UF-S3, which will be tested for their herbicide tolerance at a field trial in Uruguay by Nuseed (<https://westerngrains.com/projects/developing-unique-herbicide-tolerant-brassica-carinata-and-brassica-junceae-germplasm/>). The development of early-maturing varieties of *carinata* has been reported from some parts of the world. The NBPGR at New Delhi has one registered early-maturing variety (IC 467732) of *carinata* in their collection. The gene bank also contains three registered varieties of *carinata* (IC 555215, EC 223405, and IC 199711), which are yellow seeded. Generally, yellow seeded *carinata* lines produce heavier seeds (+0.4 g) with higher oil (+2.3%), protein (+2.1%), and lower crude fiber (−1.2%) content than brown seeded lines (Getinet et al.,

1996). Evaluation of the agronomic performance of 11 genotypes in Florida has resulted in the identification of early-maturing genotypes taking 7–14 days less to mature than the control genotype (Kumar et al., 2020).

7 | PERSPECTIVES

Carinata is widely adaptable to diverse growing regions, cropping systems, and management regimes with demonstrated potential to be grown on the continents of Asia, Africa, North America, South America, Europe, and Australia either as a spring or winter crop in double-cropped systems. Carinata is a biomolecular platform for fuel, meal, and co-products (McVetty et al., 2016; Schulmeister et al., 2019; Taylor et al., 2010) shown to increase farmer incomes and provide ecosystem goods and services (Basili & Rossi, 2018; Christ et al., 2020). Producers need to connect the ancillary value of growing carinata in their rotation with their entire cropping system. Further, quantifying and valuing the ecosystem goods and services and providing economic incentives to grow a commodity crop with significant cover crop benefits can aid in adoption.

Adopting carinata in double-cropping systems would require continuing research to integrate crop biology with agronomy, to understand growth and development and its interaction with agricultural inputs and management. Such research results would enhance the productivity of carinata in diverse cropping systems when planted either as a spring or winter crop. Improving carinata productivity requires genetic improvement in agronomic traits and the development of best management practices to optimize the crop in diverse rotations. Current carinata lines have low genetic diversity (Khedikar et al., 2020); therefore, research should focus on developing genomic resources to characterize genetic diversity to aid marker–trait associations for agronomic traits (Thakur et al., 2019). Reducing the growth cycle length by 2–3 weeks with minimal yield penalty and improving freeze tolerance at the vegetative and bolting stages can increase adoption as a winter crop. Improving resource use efficiency (nutrients and water) of carinata may lead to sustainable yields over a broader range of environmental conditions. Production on marginal lands, especially in arid and semiarid regions, can enhance the crop's ecological value as demonstrated in Italy (Basili & Rossi, 2018; Cardone et al., 2002, 2003). With increasing acreages under cultivation, the probability of pests and diseases increases; therefore, identifying resistance to pests and diseases common within potential growing regions and developing integrated control methods are necessary. Improvements in oil profiles and VLCFA concentrations, such as nervonic acid, can lead to the development of novel biomolecules. Adaptable and yield-stable carinata varieties would require best management practices for sustainable

production. These include refining recommendations for optimal rotation sequences, tillage practices, planting date, seed rate, row spacing, fertilizer application, pest control, and harvest management of spring- and winter-planted carinata in different growing regions.

Scaling up commercial production to produce advanced renewables in the United States must fit within the contextual framework of the USDA Agriculture Innovation Agenda benchmarks to increase productivity by 40%, reduce carbon footprint by 50%, reduce nutrient loss by 30%, and increase biofuel feedstock production and biofuel production efficiency by 2050 (<https://www.usda.gov/aia>). Fitting carinata into this framework requires developing a regional bioeconomy with infrastructure and logistics to grow, transport, crush, convert, distribute, and use oil, meal, and co-products close to where the crop is grown to minimize carbon footprint and to improve the environmental sustainability of biofuel production systems.

ACKNOWLEDGMENTS

This research was funded by USDA-NIFA Bioenergy Coordinated Agricultural Projects Grant # 2016-11231 (Southeast Partnership for Advanced Renewables from Carinata). Our sincere thanks to Ms. Sapna Rawat, University of Delhi, for sketching the growth stages of carinata.

AUTHOR CONTRIBUTIONS

R.S. and S.K. planned and designed the research. R.S., S.K., J.E.I., M.B., and T.S. wrote the manuscript. R.S. and S.K. made the figures and tables. R.S., S.K., R.K., K.J.B., M.J.M., I.M.S., S.G., and D.L.W. reviewed and edited the manuscript.

DATA AVAILABILITY STATEMENT

Data sharing is not applicable to this article, as no new data were created or analyzed in this review of the literature.

ORCID

Ramdeo Seepaul <https://orcid.org/0000-0001-6246-0385>
 Shivendra Kumar <https://orcid.org/0000-0002-2192-2069>
 Joseph E. Iboyi <https://orcid.org/0000-0003-3238-7169>
 Mahesh Bashyal <https://orcid.org/0000-0001-5882-5353>
 Kenneth J. Boote <https://orcid.org/0000-0002-1358-5496>
 Sheeja George <https://orcid.org/0000-0001-9046-683X>

REFERENCES

- Adeniji, O. T., & Aloyce, A. A. (2012). Floral and seed variability patterns among Ethiopian mustard (*B. carinata* A. Braun) of East Africa. *Tropicultura*, 30(3), 133–140.
- Alam, A., & Dwivedi, P. (2019). Modeling site suitability and production potential of carinata-based sustainable jet fuel in the southeastern United States. *Journal of Cleaner Production*, 239, 117817. <https://doi.org/10.1016/j.jclepro.2019.117817>
- Albert, B., Le Cahérec, F., Niogret, M.-F., Faes, P., Avice, J.-C., Lepout, L., & Bouchereau, A. (2012). Nitrogen availability impacts oilseed

- rape (*Brassica napus* L.) plant water status and proline production efficiency under water-limited conditions. *Planta*, 236(2), 659–676.
- Alberti, P. (2017). *Development of best management practices for production of Ethiopian mustard (Brassica carinata) in South Dakota*. Department of Agronomy, Horticulture and Plant Science. South Dakota State University, Brookings.
- Alberti, P., Osborne, S., Mathew, F., Ali, S., Sieverding, H., Kumar, S., & Nleya, T. (2019). Nitrogen requirements of Ethiopian mustard for biofuel feedstock in South Dakota. *Agronomy Journal*, 111(3), 1304–1311. <https://doi.org/10.2134/agronj2018.06.0419>
- Alemayehu, N., & Becker, H. (2002). Genotypic diversity and patterns of variation in a germplasm material of Ethiopian mustard (*Brassica carinata* A. Braun). *Genetic Resources and Crop Evolution*, 49(6), 573–582.
- Alonso, L. C., Fernandez-Serrano, O., & Fernandez-Escobar, J. (1991). The onset of a new oilseed crop: *Brassica carinata* with low erucic acid content. Proceedings of the 8th International Rapeseed Congress, Saskatoon, SK. Vol. I, pp. 170–176.
- Al-Shehbaz, I. A. (2012). A generic and tribal synopsis of the Brassicaceae (Cruciferae). *Taxon*, 61(5), 931–954.
- Andrews, A. K., & Svec, L. V. (1975). Photosynthetic activity of soybean pods at different growth stages compared to leaves. *Canadian Journal of Plant Science*, 55(2), 501–505.
- Angadi, S., Cutforth, H., Miller, P., McConkey, B., Entz, M., Brandt, S., & Volkmar, K. (2000). Response of three Brassica species to high temperature stress during reproductive growth. *Canadian Journal of Plant Science*, 80(4), 693–701.
- Ashraf, M., & Mehmood, S. (1990). Response of four Brassica species to drought stress. *Environmental and Experimental Botany*, 30(1), 93–100. [https://doi.org/10.1016/0098-8472\(90\)90013-T](https://doi.org/10.1016/0098-8472(90)90013-T)
- Ashraf, M., & Sharif, R. (1998). Assessment of inter-cultivar/line variation of drought resistance in a potential oil-seed crop, Ethiopian mustard (*Brassica carinata* A.Br.). *Archives of Agronomy and Soil Science*, 43(4), 251–265. <https://doi.org/10.1080/03650349809366043>
- Babu, B., Dankers, H., George, S., Wright, D., Marois, J., & Paret, M. (2013). First report of turnip mosaic virus infecting *Brassica carinata* (Ethiopian mustard) in the United States. *Plant Disease*, 97(12), 1664. <https://doi.org/10.1094/PDIS-05-13-0500-PDN>
- Baldwin, J. M., Paula-Moraes, S. V., Mulvaney, M. J., & Meagher, R. L. (2021). Occurrence of arthropod pests associated with *Brassica carinata* and impact of defoliation on yield. *GCB Bioenergy*. Accepted Author Manuscript. <https://doi.org/10.1111/gcbb.12801>
- Ban, Y., Khan, N. A., & Yu, P. (2017). Nutritional and metabolic characteristics of *Brassica carinata* co-products from biofuel processing in dairy cows. *Journal of Agricultural and Food Chemistry*, 65(29), 5994–6001. <https://doi.org/10.1021/acs.jafc.7b02330>
- Banga, S., Kaur, G., Grewal, N., Salisbury, P. A., & Banga, S. S. (2011). Transfer of resistance to seed shattering from *Brassica carinata* to *Brassica napus*. Proceedings of the 13th International Rapeseed Congress, Prague, Czech Republic. 5–9 June 2011. pp. 863–866.
- Barro, F., & Martín, A. (1999). Response of different genotypes of *Brassica carinata* to microspore culture. *Plant Breeding*, 118(1), 79–81. <https://doi.org/10.1046/j.1439-0523.1999.118001079.x>
- Basili, M., & Rossi, M. (2018). *Brassica carinata*-derived biodiesel production: Economics, sustainability and policies. The Italian case. *Journal of Cleaner Production*, 191(2018), 40–47. <https://doi.org/10.1016/j.jclepro.2018.03.306>
- Bellostas, N., Sørensen, J. C., & Sørensen, H. (2004). Qualitative and quantitative evaluation of glucosinolates in cruciferous plants during their life cycles. *Agroindustria*, 3(3), 5–10.
- Bennett, E. J., Roberts, J. A., & Wagstaff, C. (2011). The role of the pod in seed development: Strategies for manipulating yield. *New Phytologist*, 190(4), 838–853.
- Bhattarai, D. (2019). *Brassica carinata growth and yield response to nitrogen and sulfur fertilizers and impacts on selected soil parameters and GHG fluxes*. South Dakota State University.
- Blackshaw, R., Johnson, E., Gan, Y., May, W., McAndrews, D., Barthet, V., McDonald, T., & Wispinski, D. (2011). Alternative oilseed crops for biodiesel feedstock on the Canadian prairies. *Canadian Journal of Plant Science*, 91, 889–896. <https://doi.org/10.4141/cjps2011-002>
- Bozzini, A., Calcagno, F., & Soare, T. (2007). "Sincron", a new *Brassica carinata* cultivar for biodiesel production. *Helia*, 30(46), 2017–2214. <https://doi.org/10.2298/HEL0746207B>
- Busso, C., Attia, T., & Röbbelen, G. (1987). Trigenomic combinations for the analysis of meiotic control in the cultivated Brassica species. *Genome*, 29(2), 331–333. <https://doi.org/10.1139/g87-054>
- Cardone, M., Mazzoncini, M., Menini, S., Rocco, V., Senatore, A., Seggiani, M., & Vitolo, S. (2003). *Brassica carinata* as an alternative oil crop for the production of biodiesel in Italy: Agronomic evaluation, fuel production by transesterification and characterization. *Biomass & Bioenergy*, 25(6), 623–636. [https://doi.org/10.1016/S0961-9534\(03\)00058-8](https://doi.org/10.1016/S0961-9534(03)00058-8)
- Cardone, M., Prati, M., Rocco, V., Seggiani, M., Senatore, A., & Vitolo, S. (2002). *Brassica carinata* as an alternative oil crop for the production of biodiesel in Italy: Engine performance and regulated and unregulated exhaust emissions. *Environmental Science & Technology*, 36(21), 4656–4662. <https://doi.org/10.1021/es011078y>
- Chang, C., Kakihara, F., Hondo, K., & Kato, M. (2009). Alloplasmic effects of *Brassica napus* and *B. juncea* on seed characteristics of *B. carinata*. *Euphytica*, 170(3), 317–325. <https://doi.org/10.1007/s10681-009-9989-1>
- Chang, C. T., Kakihara, F., Hondo, K., & Kato, M. (2011). The cytoplasm effect comparison between *Brassica napus* and *Brassica carinata* on floral characteristics of *Brassica oleracea*. *Plant Breeding*, 130(1), 73–79.
- Chavan, V., & Kamble, A. (2014). Induction of total phenolics and defence-related enzymes during β -aminobutyric acid-induced resistance in *Brassica carinata* against Alternaria blight. *Archives of Phytopathology and Plant Protection*, 47(18), 2200–2212. <https://doi.org/10.1080/03235408.2013.870697>
- Cheung, K. W., Razeq, F. M., Sauder, C. A., James, T., & Martin, S. L. (2015). Bidirectional but asymmetrical sexual hybridization between *Brassica carinata* and *Sinapis arvensis* (Brassicaceae). *Journal of Plant Research*, 128(3), 469–480. <https://doi.org/10.1007/s10265-015-0702-2>
- Choudhary, B. R., Joshi, P., & Ramarao, S. (2000). Interspecific hybridization between *Brassica carinata* and *Brassica rapa*. *Plant Breeding*, 119(5), 417–420. <https://doi.org/10.1046/j.1439-0523.2000.00503.x>
- Christ, B., Bartels, W.-L., Broughton, D., Seepaul, R., & Geller, D. (2020). In pursuit of a homegrown biofuel: Navigating systems of partnership, stakeholder knowledge, and adoption of *Brassica carinata* in the Southeast United States. *Energy Research & Social Science*, 70, 101665. <https://doi.org/10.1016/j.erss.2020.101665>
- Delesa, A. (2011). *Genetic diversity and relationship in Ethiopian Mustard*. VDM Verlag.

- Diederichsen, E., & Sacristan, M. D. (1994). The use of ovule culture in reciprocal hybridization between *B. campestris* L. and *B. oleracea* L. *Plant Breeding*, *113*(1), 79–82. <https://doi.org/10.1111/j.1439-0523.1994.tb00706.x>
- Dunbar, M., Adhikari, A., Kontz, B., Varenhorst, A., Nleya, T., Byamukama, E., & Mathew, F. (2017). First Report of Alternaria Black Spot caused by *Alternaria alternata* on *Brassica carinata* in South Dakota. *Plant Disease*, *101*(11), 1951. <https://doi.org/10.1094/PDIS-02-17-0222-PDN>
- Edwards, S., Tadesse, M., Demissew, S., & Hedberg, I. (2000). *Flora of Ethiopia and Eritrea. Macnoliaceae to Flacourtiaceae* (pp. 121–125). National Herbarium.
- Enjalbert, J., Zheng, S., Johnson, J., Mullen, J., Byrne, P., & McKay, J. (2013). Brassicaceae germplasm diversity for agronomic and seed quality traits under drought stress. *Industrial Crops and Products*, *47*(2013), 176–185. <https://doi.org/10.1016/j.indcrop.2013.02.037>
- Fernandez-Escobar, J., Dominguez, J., Martin, A., & Fernandez-Martinez, J. M. (1988). Genetics of the erucic acid content in interspecific hybrids of Ethiopian mustard (*Brassica carinata* Braun) and rapeseed (*B. napus* L.). *Plant Breeding*, *100*(4), 310–315. <https://doi.org/10.1111/j.1439-0523.1988.tb00257.x>
- Friend, D. (1968). Photoperiodic responses of *Brassica campestris* cv. *ceres*. *Physiologia Plantarum*, *21*(5), 990–1002. <https://doi.org/10.1111/j.1399-3054.1968.tb07326.x>
- Gan, Y., Angadi, S., Cutforth, H., Potts, D., Angadi, V., & McDonald, C. (2004). Canola and mustard response to short periods of temperature and water stress at different developmental stages. *Canadian Journal of Plant Science*, *84*(3), 697–704. <https://doi.org/10.4141/P03-109>
- Gan, Y., Malhi, S., Brandt, S., Katepa-Mupondwa, E., & Kutcher, H. (2007). *Brassica juncea* canola in the northern Great Plains: Responses to diverse environments and nitrogen fertilization. *Agronomy Journal*, *99*(5), 1208–1218. <https://doi.org/10.2134/agronj2006.0296>
- Gebre-Medhin, T., & Mulatu, B. (1992). Insect pests of noug, linseed and Brassica in Ethiopia. In *Oilseeds Research and Development in Ethiopia, Proceedings of the First National Oilseeds Workshop*, December 3–5, 1991. Addis Ababa, Ethiopia, 174–178.
- Genet, T., Viljoen, C. D., & Labuschagne, M. T. (2005). Genetic analysis of Ethiopian mustard genotypes using amplified fragment length polymorphism (AFLP) markers. *African Journal of Biotechnology*, *4*(9), 891–897.
- Gesch, R., Isbell, T., Oblath, E., Allen, B., Archer, D., Brown, J., Hatfield, J., Jabro, J., Kiniry, J., Long, D., & Vigil, M. (2015). Comparison of several Brassica species in the north central US for potential jet fuel feedstock. *Industrial Crops and Products*, *75*(2015), 2–7. <https://doi.org/10.1016/j.indcrop.2015.05.084>
- Gesch, R., Long, D., Palmquist, D., Allen, B., Archer, D., Brown, J., Davis, J., Hatfield, J., Jabro, J., Kiniry, J., Vigil, M., Oblath, E., & Isbell, T. (2019). Agronomic performance of Brassicaceae oilseeds in multiple environments across the Western USA. *Bioenergy Research*, *12*(2019), 509–523. <https://doi.org/10.1007/s12155-019-09998-1>
- Getinet, A. (1996). *Inheritance of erucic acid in Brassica carinata A. Braun and development of low glucosinolate lines*. Ph.D. Thesis, Department of Crop Science and Plant Ecology, University of Saskatchewan, Saskatoon, SK. 130 pp.
- Getinet, A., Rakow, G., & Downey, R. K. (1996). Agronomic performance and seed quality of Ethiopian mustard in Saskatchewan. *Canadian Journal of Plant Science*, *76*(3), 387–392. <https://doi.org/10.4141/cjps96-069>
- Getinet, A., Rakow, G., Raney, J. P., & Downey, R. K. (1997). Glucosinolate content in interspecific crosses of *Brassica carinata* with *B. juncea* and *B. napus*. *Plant Breeding*, *116*(1), 39–46. <https://doi.org/10.1111/j.1439-0523.1997.tb00972.x>
- GhoshDastidar, N., & Varma, N. S. (1999). A study on intercrossing between transgenic *B. juncea* and other related species. Proceedings of the 10th International Rapeseed Congress, Australia, Contribution (244).
- Gimsing, A. L., & Kirkegaard, J. A. (2009). Glucosinolates and biofumigation: Fate of glucosinolates and their hydrolysis products in soil. *Phytochemistry Reviews*, *8*(1), 299–310. <https://doi.org/10.1007/s11101-008-9105-5>
- Gómez-Campo, C. (Ed.). (1999). *Biology of Brassica coenospecies*. Elsevier.
- Gugel, R. K., Seguin-Swartz, G., & Petrie, G. A. (1990). Pathogenicity of three isolates of *Leptosphaeria maculans* on Brassica species and other crucifers. *Canadian Journal of Plant Pathology*, *12*(1), 75–82. <https://doi.org/10.1080/07060669009501045>
- Gunasinghe, N., You, M., Lanoiselet, V., Eyres, N., & Barbetti, M. (2013). First report of powdery mildew caused by *Erysiphe cruciferarum* on *Brassica campestris* var. *pekinensis*, *B. carinata*, *Eruca sD'Andrea. vesicaria* in Australia and on *B. rapa* and *B. oleracea* var. *capitata* in Western Australia. *Plant Disease*, *97*(9), 1256. <https://doi.org/10.1094/PDIS-03-13-0299-PDN>
- Guo, S., Zou, J., Li, R., Long, Y., Chen, S., & Meng, J. (2012). A genetic linkage map of *Brassica carinata* constructed with a doubled haploid population. *Theoretical and Applied Genetics*, *125*(2012), 1113–1124. <https://doi.org/10.1007/s00122-012-1898-3>
- Harker, K. N., O'Donovan, J. T., Smith, E. G., Johnson, E. N., Peng, G., Willenborg, C. J., Gulden, R. H., Mohr, R., Gill, K. S., & Grenkow, L. A. (2015). Seed size and seeding rate effects on canola emergence, development, yield and seed weight. *Canadian Journal of Plant Science*, *95*(1), 1–8. <https://doi.org/10.4141/cjps-2014-222>
- Harker, K., O'Donovan, J., Turkington, T., Blackshaw, R., Lupwayi, N., Smith, E., Johnson, E., Gan, Y., Kutcher, H., Dossall, L., & Peng, G. (2015). Canola rotation frequency impacts canola yield and associated pest species. *Canadian Journal of Plant Science*, *95*(1), 9–20. <https://doi.org/10.4141/cjps-2014-289>
- Harker, K. N., O'Donovan, J. T., Turkington, T. K., Blackshaw, R. E., Lupwayi, N. Z., Smith, E. G., Klein-Gebbinck, H., Dossall, L. M., Hall, L. M., Willenborg, C. J., Kutcher, H. R., Malhi, S. S., Vera, C. L., Gan, Y., Lafond, G. P., May, W. E., Grant, C. A., & McLaren, D. L. (2012). High-yield no-till canola production on the Canadian prairies. *Canadian Journal of Plant Science*, *92*(2), 221–233. <https://doi.org/10.4141/cjps2011-125>
- Hemingway, J. S. (1995). Mustards: *Brassica* spp. and *Sinapis alba* (Cruciferae). In J. Smartt & N. W. Simmonds (Eds.), *Evolution of crop plants* (2nd ed., pp. 82–88). Longman Scientific and Technical.
- Hossain, Z., Johnson, E., Blackshaw, R., Liu, K., Kapiniak, A., Gampe, C., Molnar, L., Luan, L., Poppy, L., & Gan, Y. (2018). Agronomic responses of *Brassica carinata* to herbicide, seeding rate, and nitrogen on the Northern Great Plains. *Crop Science*, *58*(6), 2633–2643. <https://doi.org/10.2135/cropsci2018.05.0312>
- Hossain, Z., Johnson, E., Wang, L., Blackshaw, R., Cutforth, H., & Gan, Y. (2019). Plant establishment, yield and yield components of Brassicaceae oilseeds as potential biofuel feedstock. *Industrial Crops and Products*, *141*(2019), 111800. <https://doi.org/10.1016/j.indcrop.2019.111800>

- Husen, A., Iqbal, M., & Aref, I. (2014). Growth, water status, and leaf characteristics of *Brassica carinata* under drought and rehydration conditions. *Brazilian Journal of Botany*, 37, 217–227. <https://doi.org/10.1007/s40415-014-0066-1>
- Irtelli, B., & Navari-Izzo, F. (2008). Uptake kinetics of different arsenic species by *Brassica carinata*. *Plant and Soil*, 303(1–2), 105–113. <https://doi.org/10.1007/s11104-007-9491-2>
- Jadhav, A., Katavic, V., Marillia, E. F., Giblin, E. M., Barton, D. L., Kumar, A., Sonntag, C., Babic, V., Keller, W. A., & Taylor, D. C. (2005). Increased levels of erucic acid in *Brassica carinata* by co-suppression and antisense repression of the endogenous FAD2 gene. *Metabolic Engineering*, 7(3), 215–220. <https://doi.org/10.1016/j.ymben.2005.02.003>
- Jiang, Y., Tian, E., Li, R., Chen, L., & Meng, J. (2007). Genetic diversity of *Brassica carinata* with emphasis on the interspecific crossability with *B. rapa*. *Plant Breeding*, 126(5), 487–491. <https://doi.org/10.1111/j.1439-0523.2007.01393.x>
- Johnson, E., Malhi, S., Hall, L., & Phelps, S. (2013). Effects of nitrogen fertilizer application on seed yield, N uptake, N use efficiency, and seed quality of *Brassica carinata*. *Canadian Journal of Plant Science*, 93(6), 1073–1081. <https://doi.org/10.4141/cjps2013-222>
- Jørgensen, M. E., Nour-Eldin, H. H., & Halkier, B. A. (2015). Transport of defense compounds from source to sink: Lessons learned from glucosinolates. *Trends in Plant Science*, 20(8), 508–514. <https://doi.org/10.1016/j.tplants.2015.04.006>
- Katiyar, R. K., Saran, G., & Giri, G. (1986). Evaluation of *Brassica carinata* as a new oilseed crop in India. *Experimental Agriculture*, 22(1), 67–70. <https://doi.org/10.1017/S0014479700014058>
- Kaur, P. (2002). *Agronomic Management in African Sarson (Brassica Carinata A. Br.) For Higher Productivity*. Punjab Agricultural University, Ludhiana.
- Kaur, P., & Sidhu, M. S. (2004). Effect of sowing date, nitrogen level and row spacing on the growth and yield of African sarson (*Brassica carinata* A. Br.). *Journal of Research*, 41(1), 27–34.
- Khedikar, Y., Clarke, W., Chen, L., Higgins, E., Kagale, S., Koh, C., Bennett, R., & Parkin, I. (2020). Narrow genetic base shapes population structure and linkage disequilibrium in an industrial oilseed crop, *Brassica carinata* A. Braun. *Scientific Reports*, 10, 12629. <https://doi.org/10.1038/s41598-020-69255-w>
- Kirkegaard, J. A., & Sarwar, M. (1998). Biofumigation potential of brassicas: I. Variation in glucosinolate profiles of diverse field-grown brassicas. *Plant and Soil*, 201, 71–89.
- Klima, M., Abraha, E., Vyvadilova, M., & Bechyn, M. (2009). Protoplast culture and fusion between *Brassica carinata* and *Brassica napus*. *Agricultura Tropica et Subtropica*, 42(1), 34–45.
- Kumar, A., & Singh, D. (1998). Use of physiological indices as a screening technique for drought tolerance in oilseed Brassica species. *Annals of Botany*, 81(3), 413–420. <https://doi.org/10.1006/anbo.1997.0573>
- Kumar, A., Singh, P., Singh, D. P., Singh, H., & Sharma, H. C. (1984). Differences in osmoregulation in Brassica species. *Annals of Botany*, 54(4), 537–542. <https://doi.org/10.1093/oxfordjournals.aob.a086824>
- Kumar, S., Seepaul, R., Mulvaney, M., Colvin, B., George, S., Marois, J., Bennett, R., Leon, R., Wright, D., & Small, I. (2020). *Brassica carinata* genotypes demonstrate potential as a winter biofuel crop in South East United States. *Industrial Crops and Products*, 150, 112353. <https://doi.org/10.1016/j.indcrop.2020.112353>
- La Mura, M., Norris, C., Sporle, S., Jayaweera, D., Greenland, A., & Lee, D. (2010). Development of genome-specific 5S rDNA markers in Brassica and related species for hybrid testing. *Genome*, 53(8), 643–649. <https://doi.org/10.1139/G10-033>
- Labana, K. S., Ahuja, K. L., & Banga, S. S. (1987). Evaluation of some Ethiopian mustard (*Brassica carinata*) genotypes under Indian conditions. Proceedings of the 7th International Rapeseed Congress, Poznan, Poland, 11–14 May 1987. 115 pp.
- Leon, R., Ferrell, J., & Mulvaney, M. (2017). Carinata tolerance to preemergence and postemergence herbicides. *Weed Technology*, 31(6), 877–882. <https://doi.org/10.1017/wet.2017.62>
- Liu, J., Wang, H., Yu, L., Li, D., & Li, M. (2009). Morphology and cytology of flower chimeras in hybrids of *Brassica carinata* × *Brassica rapa*. *African Journal of Biotechnology*, 8(5), 801–806. <https://doi.org/10.5897/AJB2009.000-9133>
- Lohani, P., Pant, U., Rashmi, , Adhikari, S., Negi, H., & Bhajan, R. (2019). Evaluation of advanced lines of *Brassica carinata* for drought response. *Journal of Oilseed Brassica*, 10(2), 92–96.
- Mafakheri, M., & Kordrostami, M. (2020). Newly revealed promising gene pools of neglected brassica species to improve stress-tolerant crops. In M. Hasanuzzaman (Ed.), *The plant family brassicaceae* (pp. 181–193). Springer.
- Major, D. J., & Charnetski, W. A. (1976). Distribution of 14C-labeled assimilates in rape plants. *Crop Science*, 16(4), 530–532.
- Malik, R. S. (1990). Prospects for *Brassica carinata* as an oilseed crop in India. *Experimental Agriculture*, 26(1), 125–129. <https://doi.org/10.1017/S0014479700015465>
- Marquez-Lema, A., Fernandez-Martinez, J. M., Perez-Vich, B., & Velasco, L. (2008). Inheritance of very high glucosinolate content in Ethiopian mustard seeds. *Plant Breeding*, 128(3), 278–281. <https://doi.org/10.1111/j.1439-0523.2008.01563.x>
- Mazzola, M., & Manici, L. M. (2012). Apple replant disease: Role of microbial ecology in cause and control. *Annual Review of Phytopathology*, 50(1), 45–65. <https://doi.org/10.1146/annurev-phyto-081211-173005>
- McVetty, P. B., Mietkiewska, E., Omonov, T., Curtis, J., Taylor, D. C., & Weselake, R. J. (2016). *Brassica* spp. oils. In *Industrial oil crops*. (pp. 113–156). AOCS Press. <https://doi.org/10.1016/B978-1-893997-98-1.00005-1>
- Mehta, N. (2014). Epidemiology and forecasting for the management of rapeseed-mustard diseases. *Journal of Mycology and Plant Pathology*, 44(2), 131–147.
- Meng, J., Shi, S., Gan, L., Li, Z., & Qu, X. (1998). The production of yellow-seeded *Brassica napus* (AACC) through crossing interspecific hybrids of *B. campestris* (AA) and carinata (BBCC) with *B. napus*. *Euphytica*, 103(3), 329–333. <https://doi.org/10.1023/A:1018646223643>
- Mietkiewska, E., Hoffman, T. L., Brost, J. M., Giblin, E. M., Barton, D. L., Francis, T., Zhang, Y., & Taylor, D. C. (2008). Hairpin-RNA mediated silencing of endogenous FAD2 gene combined with heterologous expression of *Crambe abyssinica* FAE gene causes an increase in the level of erucic acid in transgenic *Brassica carinata* seeds. *Molecular Breeding*, 22(4), 619–627. <https://doi.org/10.1007/s11032-008-9204-4>
- Mizushima, U. (1950). Karyogenetic studies of species and genus hybrids in the tribe Brassiceae of Cruciferae. *Tohoku Journal of Agricultural Research*, 1, 1–14.
- Minzava, N. A., & Olsson, K. (1990). Studies on tropical vegetables. Part 1: Seed amino, fatty acid and glucosinolate profile of Ethiopian mustards (*Brassica carinata* Braun). *Food Chemistry*, 35(3), 229–235. [https://doi.org/10.1016/0308-8146\(90\)90036-4](https://doi.org/10.1016/0308-8146(90)90036-4)

- Mnzava, N. A., & Schippers, R. R. (2004). *Brassica carinata* A. Braun. In G. J. H. Grubben & O. A. Denton (Eds.), *Plant resources of tropical Africa 2: Vegetables* (pp. 119–123). PROTA Foundation/Backhuys Publishers/CTA.
- Mnzava, N. A., & Schippers, R. R. (2007). *Brassica carinata* A. Braun. In H. A. M. van der Vossen & G. S. Mkamilo (Eds.), *Plant resources of tropical Africa 14: Vegetable oils* (pp. 42–46). PROTA Foundation/Blackhuys Publishers/CTA.
- Montemurro, F., Diacono, M., Sa, S., D'Andrea, L., Boari, F., Santino, A., & Mastrotrilli, M. (2016). Agronomic performance for biodiesel production potential of *Brassica carinata* A. Braun in Mediterranean marginal areas. *Italian Journal of Agronomy*, *11*(1), 57–64. <https://doi.org/10.4081/ija.2016.684>
- Morinaga, T. (1934). Interspecific hybridization in Brassica. *Cytologia*, *6*(1), 62–67.
- Mulvaney, M., Leon, R., Seepaul, R., Wright, D., & Hoffman, T. (2019). *Brassica carinata* seeding rate and row spacing effects on morphology, yield, and oil. *Agronomy Journal*, *111*(2), 528–535. <https://doi.org/10.2134/agronj2018.05.0316>
- Mulvaney, M. J., Seepaul, R., Small, I., Wright, D., Paula-Moraes, S., Crozier, C., Cockson, P., Whipker, B., & Leon, R. (2018). *Frost damage of carinata grown in the Southeastern US*. University of Florida.
- Nagaharu, U. (1935). Genome analysis in Brassica with special reference to the experimental formation of *B. napus* and peculiar mode of fertilization. *Japanese Journal of Botany*, *7*(7), 389–452.
- Nanda, R., Bhargava, S. C., Tomar, D., & Rawson, H. M. (1996). Phenological development of *Brassica campestris*, *B. juncea*, *B. napus* and *B. carinata* grown in controlled environments and from 14 sowing dates in the field. *Field Crops Research*, *46*(1–3), 93–103. [https://doi.org/10.1016/0378-4290\(95\)00090-9](https://doi.org/10.1016/0378-4290(95)00090-9)
- Navabi, Z. K., Strelkov, S. E., Good, A. G., Thiagarajah, M. R., & Rahman, M. H. (2010). Brassica B-genome resistance to stem rot (*Sclerotinia sclerotiorum*) in a doubled haploid population of *Brassica napus* × *Brassica carinata*. *Canadian Journal of Plant Pathology*, *32*(2), 237–246. <https://doi.org/10.1080/07060661.2010.484229>
- Nega, T., & Woldes, Y. (2018). Review on nutritional limitations and opportunities of using rapeseed meal and other rape seed by – Products in animal feeding. *Nutritional Health & Food Engineering*, *8*(1), 8–13. <https://doi.org/10.15406/jnhfe.2018.08.00254>
- Niemann, J., Wojciechowski, A., & Janowicz, J. (2012). Broadening the variability of quality traits in rapeseed through interspecific hybridization with an application of immature embryo culture. *BioTechnology*, *93*(2), 109–115. <https://doi.org/10.5114/bta.2012.46575>
- Nishiyama, I., Sarashima, M., & Matsuzawa, Y. (1991). Critical discussion on abortive interspecific crosses in Brassica. *Plant Breeding*, *107*(4), 288–302. <https://doi.org/10.1111/j.1439-0523.1991.tb00552.x>
- Okello, P. N., Petrović, K., Kontz, B., Ali, S., Marek, L. F., & Mathew, F. M. (2018). Root Rot caused by species of *Fusarium* on *Brassica carinata* in South Dakota. *Plant Health Progress*, *19*(3), 188–192. <https://doi.org/10.1094/PHP-04-18-0012-RS>
- Ozturk, O. (2010). Effects of source and rate of nitrogen fertilizer on yield, yield components and quality of winter rapeseed (*Brassica napus* L.). *Chilean Journal of Agricultural Research*, *70*(1), 132–141.
- Palmer, J. D. (1985). Comparative organization of chloroplast genomes. *Annual Review of Genetics*, *19*, 325–354. <https://doi.org/10.1146/annurev.ge.19.120185.001545>
- Pan, X., Caldwell, C., Falk, K., & Lada, R. (2012). The effect of cultivar, seeding rate and applied nitrogen on *Brassica carinata* seed yield and quality in contrasting environments. *Canadian Journal of Plant Science*, *92*, 961–971. <https://doi.org/10.4141/cjps2011-169>
- Pan, X., Lada, R., Caldwell, C., & Falk, K. (2011). Water-stress and N-nutrition effects on photosynthesis and growth of *Brassica carinata*. *Photosynthetica*, *49*(2), 309–315. <https://doi.org/10.1007/s11099-011-0031-1>
- Patane, C., & Tringali, S. (2011). Hydrotime analysis of Ethiopian mustard (*Brassica carinata* A. Braun) seed germination under different temperatures. *Journal of Agronomy and Crop Science*, *197*(2), 94–102. <https://doi.org/10.1111/j.1439-037X.2010.00448.x>
- Pattison, A. B., Versteeg, C., Akiew, S., & Kirkegaard, J. (2006). Resistance of Brassicaceae plants to root-knot nematode (*Meloidogyne* spp.) in northern Australia. *International Journal of Pest Management*, *52*(1), 53–62. <https://doi.org/10.1080/09670870500424375>
- Paula, E. M., Galoro, L., Lucia, V., Brandao, N., Dai, X., & Faciola, A. P. (2019). Feeding canola, camelina, and carinata meals to ruminants. *Animals*, *9*(704), 1–19. <https://doi.org/10.3390/ani9100704>
- Prakash, O., Das, T. K., Singh, H. B., & Singh, N. (1999). Performance of three Brassica species as affected by time of sowing and nitrogen. I. Yield attributes and yield. *Annals of Agricultural Research*, *20*, 448–454.
- Prakash, O., Das, T. K., Singh, H. B., & Singh, N. (2000). Studies on the performance of three Brassica species as affected by time of sowing and nitrogen. I: Growth and nutrient uptake. Growth and nutrient uptake. *Annals of Agricultural Research*, *21*(2), 169–174.
- Prakash, S., Wu, X., & Bhat, S. R. (2012). History, evolution, and domestication of Brassica crops. *Plant Breeding Reviews*, *35*, 19–84. <https://doi.org/10.1002/9781118100509.ch2>
- Priyamedha, , Singh, B. K., Kaur, G., Sangha, M. K., & Banga, S. S. (2012). RAPD, ISSR and SSR based integrated linkage map from an F2 hybrid population of resynthesized and natural *Brassica carinata*. *National Academy Science Letters*, *35*(4), 303–308. <https://doi.org/10.1007/s40009-012-0057-3>
- Punia, S., Chahar, S., & Agarwal, S. (2001). Influence of crop geometry and nitrogen on seed yield and yield attributes of Ethiopian mustard (*Brassica carinata*). *Indian Journal of Agronomy*, *46*(4), 732–735.
- Qin, L. U., Walk, T. C., Han, P., Chen, L., Zhang, S., Li, Y., Hu, X., Xie, L., Yang, Y., Liu, J., Lu, X., Yu, C., Tian, J., Shaff, J. E., Kochian, L. V., Liao, X., & Liao, H. (2019). Adaption of roots to nitrogen deficiency revealed by 3D quantification and proteomic analysis. *Plant Physiology*, *179*(1), 329–347. <https://doi.org/10.1104/pp.18.00716>
- Quiros, C. F., Kianian, S. F., Ochoa, O., & Douches, D. (1985). Genome evolution in Brassica: Use of molecular markers and cytogenetic stocks. *Cruciferae Newsletter*, *10*, 21–23.
- Rahman, L. (1976). Inheritance of the contents of erucic, eicosenoic, linolenic, linoleic and oleic acids in crosses between *Brassica juncea* (L.) Czern & Coss. and *Brassica carinata* A. br. *Indian Journal of Agricultural Sciences*, *46*, 192–198.
- Rahman, M. H. (2001). Production of yellow-seeded Brassica napus through interspecific crosses. *Plant Breeding*, *120*(6), 463–472. <https://doi.org/10.1046/j.1439-0523.2001.00640.x>
- Rahman, M. H. (2002). Fatty acid composition of resynthesized *Brassica napus* and trigonometric Brassica void of genes for erucic

- acid in their A genomes. *Plant Breeding*, 121(4), 357–359. <https://doi.org/10.1046/j.1439-0523.2002.00711.x>
- Rahman, M. H. (2004). Optimum age of siliques for rescue of hybrid embryos from crosses between *Brassica oleracea*, *B. rapa* and *B. carinata*. *Canadian Journal of Plant Science*, 84(4), 965–969. <https://doi.org/10.4141/P04-003>
- Rahman, M., & Tahir, M. (2010). Inheritance of seed coat color of Ethiopian mustard (*Brassica carinata* A. Braun). *Canadian Journal of Plant Science*, 90(3), 279–281. <https://doi.org/10.4141/CJPS09122>
- Rakow, G., & Getinet, A. (1998). *Brassica carinata* an oilseed crop for Canada. *Acta Horticulturae*, 459, 419–428. <https://doi.org/10.17660/ActaHortic.1998.459.50>
- Raman, R., Qiu, Y., Coombes, N., Song, J., Kilian, A., & Raman, H. (2017). Molecular diversity analysis and genetic mapping of pod shatter resistance loci in *Brassica carinata* L. *Frontiers in Plant Science*, 8. <https://doi.org/10.3389/fpls.2017.01765>
- Ramana, S., & Ghildiyal, M. C. (1997). Contribution of leaf photosynthesis towards seed yield in Brassica species. *Journal of Agronomy and Crop Science*, 178(3), 185–187. <https://doi.org/10.1111/j.1439-037X.1997.tb00488.x>
- Raven, J. A., & Griffiths, H. (2015). Photosynthesis in reproductive structures: Costs and benefits. *Journal of Experimental Botany*, 66(7), 1699–1705.
- Rimmer, S., & Vandenberg, C. (1992). Resistance of oilseed *Brassica* spp. to blackleg caused by *Leptosphaeria maculans*. *Canadian Journal of Plant Pathology*, 14(1), 56–66. <https://doi.org/10.1080/07060669209500906>
- Sabharwal, P. S., & Doležel, J. (1993). Interspecific hybridization in Brassica: Application of flow cytometry for analysis of ploidy and genome composition in hybrid plants. *Biologia Plantarum*, 35(2), 169–177. <https://doi.org/10.1007/BF02925934>
- San Martin, C., Long, D., Gourlie, J., & Barroso, J. (2019). Spring crops in three year rotations reduce weed pressure in winter wheat. *Field Crops Research*, 233, 12–20. <https://doi.org/10.1016/j.fcr.2018.12.017>
- Sarlikioti, V., de Visser, P., Buck-Sorlin, G., & Marcelis, L. (2011). How plant architecture affects light absorption and photosynthesis in tomato: Towards an ideotype for plant architecture using a functional-structural plant model. *Annals of Botany*, 108(6), 1065–1073. <https://doi.org/10.1093/aob/mcr221>
- Schulmeister, T., Ruiz-Moreno, M., Silva, G., Garcia-Ascolani, M., Ciriaco, F., Henry, D., Lamb, G., Dubeux, J., & Dilorenzo, N. (2019). Evaluation of *Brassica carinata* meal as a protein supplement for growing beef heifers. *Journal of Animal Science*, 97(10), 4334–4340. <https://doi.org/10.1093/jas/skz280>
- Seegeler, C. J. P. (1983). *Oil plants in Ethiopia, their taxonomy and agricultural significances* (pp. 49–56). Centre for Agricultural Publishing and Documentation.
- Seepaul, R., George, S., & Wright, D. (2016). Comparative response of *Brassica carinata* and *B. napus* vegetative growth, development and photosynthesis to nitrogen nutrition. *Industrial Crops and Products*, 94, 872–883. <https://doi.org/10.1016/j.indcrop.2016.09.054>
- Seepaul, R., Marois, J., Small, I., George, S., & Wright, D. (2018). Optimizing swath and chemical desiccant timing to accelerate winter carinata maturation. *Agronomy Journal*, 110(4), 1379–1389. <https://doi.org/10.2134/agnonj2017.08.0496>
- Seepaul, R., Marois, J., Small, I., George, S., & Wright, D. (2019). Carinata dry matter accumulation and nutrient uptake responses to nitrogen fertilization. *Agronomy Journal*, 111(4), 2038–2046. <https://doi.org/10.2134/agnonj2018.10.0678>
- Seepaul, R., Mulvaney, M. J., Small, I. M., George, S., & Wright, D. L. (2020). Carinata growth, yield and chemical composition responses to nitrogen fertilizer management. *Agronomy Journal*. <https://doi.org/10.1002/agj2.20416>
- Seepaul, R., Small, I., Marois, J., George, S., & Wright, D. (2019). *Brassica carinata* and *Brassica napus* growth, nitrogen use, seed, and oil productivity constrained by post-bolting nitrogen deficiency. *Crop Science*, 59(6), 2720–2732. <https://doi.org/10.2135/cropsci2018.12.0742>
- Seepaul, R., Small, I. M., Mulvaney, M. J., George, S., Leon, R. G., Paula-Moraes, S. V., Geller, D., Marois, J. J., & Wright, D. L. (2019). *Carinata, the sustainable crop for a bio-based economy: 2018–2019 production recommendations for the southeastern United States*. University of Florida Institute of Food and Agricultural Sciences. Retrieved from <http://edis.ifas.ufl.edu/pdf/files/AG/AG38900.pdf>
- Setia, R., Bhatthal, G., & Setia, N. (1995). Influence of paclobutrazol on growth and yield of *Brassica carinata* A-Br. *Plant Growth Regulation*, 16, 121–127. <https://doi.org/10.1007/BF00029532>
- Setia, R. C., & Richa, R. (1989). Anatomical studies on siliques wall and seed coat development in *Brassica juncea* L Czern and coss. *Phytomorphology*, 39, 371–377.
- Sharma, B. B., Kalia, P., Singh, D., & Sharma, T. R. (2017). Introgression of black rot resistance from *Brassica carinata* to cauliflower (*Brassica oleracea* botrytis group) through embryo rescue. *Frontiers in Plant Science*, 8, 1255. <https://doi.org/10.3389/fpls.2017.01255>
- Sharma, B. B., Kalia, P., Yadava, D. K., Singh, D., & Sharma, T. R. (2016). Genetics and molecular mapping of black rot resistance locus Xca1bc on chromosome B-7 in Ethiopian mustard (*Brassica carinata* A. Braun). *PLoS ONE*, 11(3), e0152290. <https://doi.org/10.1371/journal.pone.0152290>
- Sheoren, I. S., & Randhir, S. (1991). In vivo fixation of CO₂ by attached pods of *Brassica campestris* L. *Annals of Botany*, 67(4), 425–433.
- Shivpuri, A., Chipa, H. P., Gupta, R. B. L., & Sharma, K. N. (1997). Field evaluation of mustard genotypes against white rust, powdery mildew and stem rot. *Annals of Arid Zone*, 36(4), 387.
- Simmonds, N. W. (1979). *Principles of crop improvement*. Longman.
- Singal, H. R., Talwar, G., Dua, A., & Singh, R. (1995). Pod photosynthesis and seed dark CO₂ fixation support oil synthesis in developing Brassica seeds. *Journal of Biosciences*, 20(1), 49–58.
- Singh, M., & Singh, V. (2018). Physiological approaches for breeding drought tolerant Brassica genotypes. *SABRAO Journal of Breeding and Genetics*, 50(3), 360–372.
- Soengas, P., Rodríguez, V. M., Velasco, P., & Carrea, M. E. (2018). Effect of temperature stress on antioxidant defenses in *Brassica oleracea*. *ACS Omega*, 3(2018), 5237–5243.
- Stephens, J. M. (2009). *Mustard Collard—Brassica carinata* L. University of Florida, Institute of Food and Agricultural Sciences. Retrieved from <https://edis.ifas.ufl.edu/mv096>
- Struss, D., Bellin, U., & Röbbelen, G. (1991). Development of B-genome chromosome addition lines of *B. napus* using different interspecific Brassica hybrids. *Plant Breeding*, 106(3), 209–214. <https://doi.org/10.1111/j.1439-0523.1991.tb00503.x>
- Struss, D., Quiros, C. F., & Röbbelen, G. (1992). Mapping of molecular markers on Brassica B-genome chromosomes added to *Brassica napus*. *Plant Breeding*, 108(4), 320–323. <https://doi.org/10.1111/j.1439-0523.1992.tb00137.x>

- Tadesse, T., Yeshealem, B., Assefa, A., & Liben, M. (2012). Influence of seed rate and leaf topping on seed yield, oil content and economic returns of Ethiopian mustard (*Brassica carinata*). *Pakistan Journal of Agricultural Sciences*, *49*, 237–241.
- Tande, C., Gebreil, A., Mathew, F., Grady, K., & Byamukama, E. (2015). First Report Of Charcoal Rot Caused by *Macrophomina phaseolina* on *Brassica carinata* in South Dakota. *Plant Health Progress*, *16*, 134–135. <https://doi.org/10.1094/PHP-BR-15-0021>
- Taylor, D. C., Barton, D. L., Giblin, E. M., MacKenzie, S. L., van den Berg, C. G., & McVetty, P. B. (1995). Microsomal lysophosphatidic acid acyltransferase from a *Brassica oleracea* cultivar incorporates erucic acid into the sn-2 position of seed triacylglycerols. *Plant Physiology*, *109*(2), 409–420. <https://doi.org/10.1104/pp.109.2.409>
- Taylor, D. C., Falk, K. C., Palmer, C. D., Hammerlindl, J., Babic, V., Mietkiewska, E., Jadhav, A., Marillia, E., Francis, T., Hoffman, T., Giblin, E. M., Katavic, V., & Keller, W. A. (2010). *Brassica carinata* – A new molecular farming platform for delivering bio-industrial oil feedstocks: Case studies of genetic modifications to improve very long-chain fatty acid and oil content in seeds. *Biofuels, Bioproducts & Biorefining*, *4*, 538–561. <https://doi.org/10.1002/bbb.231>
- Teklehaymanot, T., Wang, H., Liang, J., Wu, J., Lin, R., Zhou, Z., Cai, X., & Wang, X. (2019). Variation in plant morphology and sinigrin content in Ethiopian MUSTARD (*Brassica carinata* L.). *Horticultural Plant Journal*, *5*(5), 205–212. <https://doi.org/10.1016/j.hpj.2019.07.005>
- Teklewold, A., & Becker, H. C. (2006). Geographic pattern of genetic diversity among 43 Ethiopian mustard (*Brassica carinata* A. Braun) accessions as revealed by RAPD analysis. *Genetic Resources and Crop Evolution*, *53*, 1173–1185. <https://doi.org/10.1007/s10722-005-2011-4>
- Thakur, A., Singh, K., Sharma, D., Parmar, N., & Nanjundan, J. (2019). Breeding and genomics interventions in Ethiopian mustard (*Brassica carinata* A. Braun) improvement – A mini review. *South African Journal of Botany*, *125*, 457–465. <https://doi.org/10.1016/j.sajb.2019.08.002>
- Tonguç, M., Earle, E. D., & Griffiths, P. D. (2003). Segregation distortion of *Brassica carinata* derived black rot resistance in *Brassica oleracea*. *Euphytica*, *134*(3), 269–276. <https://doi.org/10.1023/B:EUPH.0000004947.37512.92>
- Tonguc, M., & Griffiths, P. D. (2004). Evaluation of *Brassica carinata* accessions for resistance to black rot (*Xanthomonas campestris* pv. *campestris*). *HortScience*, *39*, 952–954. <https://doi.org/10.21273/HORTSCI.39.5.952>
- Tripathi, M. K., & Mishra, A. S. (2007). Glucosinolates in animal nutrition: A review. *Animal Feed Science and Technology*, *132*(1–2), 1–27. <https://doi.org/10.1016/j.anifeedsci.2006.03.003>
- Velasco, L., & Fernández-Martínez, J. M. (2009). Other Brassicas. In J. Vollmann & I. Rajcan (Eds.), *Oil crops, handbook of plant breeding* (pp. 127–153). Springer.
- Velasco, L., Fernández-Martínez, J. M., & De Haro, A. (1995). Isolation of induced mutants in Ethiopian mustard (*Brassica carinata* Braun) with low levels of erucic acid. *Plant Breeding*, *114*(5), 454–456. <https://doi.org/10.1111/j.1439-0523.1995.tb00832.x>
- Velasco, L., Fernandez-Martinez, J. M., & Haro, A. D. (1998). Increasing erucic acid content in Ethiopian mustard through mutation breeding. *Plant Breeding*, *117*(1), 85–87.
- Velasco, L., Nabloussi, A., De Haro, A., & Fernández-Martínez, J. M. (2003). Development of high-oleic, low-linolenic acid Ethiopian-mustard (*Brassica carinata*) germplasm. *Theoretical and Applied Genetics*, *107*(5), 823–830. <https://doi.org/10.1007/s00122-003-1295-z>
- Verma, O. P., Singh, S., Pradhan, S., Kar, G., & Rautaray, S. K. (2018). Irrigation, nitrogen and sulphur fertilization response on productivity, water use efficiency and quality of Ethiopian mustard (*Brassica carinata*) in a semi-arid environment. *Journal of Applied and Natural Science*, *10*(2), 593–600. <https://doi.org/10.31018/jans.v10i2.1741>
- Wang, J., Street, N. R., Scofield, D. G., & Ingvarsson, P. K. (2016). Natural selection and recombination rate variation shape nucleotide polymorphism across the genomes of three related *Populus* species. *Genetics*, *202*, 1185–1200. <https://doi.org/10.1534/genetics.115.183152>
- Warwick, S. I., Francis, A., & Gugel, R. K. (2009). Guide to Wild Germplasm of Brassica and Allied Crops (tribe Brassiceae, Brassicaceae), 3rd Edition. PART III. Interspecific and intergeneric hybridization data. Retrieved from http://www.brassica.info/info/publications/guidewild/Guide_ed.3_Introd_16July2009.pdf
- Warwick, S. I., Gugel, R. K., McDonald, T., & Falk, K. C. (2006). Genetic variation of Ethiopian mustard (*Brassica carinata* A. Braun) germplasm in western Canada. *Genetic Resources and Crop Evolution*, *53*(2), 297–312. <https://doi.org/10.1007/s10722-004-6108-y>
- Yitbarek, S. (1992). Pathological research on noug, linseed, gomenzer and rapeseed in Ethiopia. In *Oilseeds Research and Development in Ethiopia, Proceedings of the First National Oilseeds Workshop*, December 3–5, 1991. Addis Ababa, Ethiopia, pp. 151–161.
- Young, H., Srivastava, P., Paret, M., Dankers, H., Wright, D., Marois, J., & Dufault, N. (2012). First report of Sclerotinia stem rot caused by *Sclerotinia sclerotiorum* on *Brassica carinata* in Florida. *Plant Disease*, *96*, 1581. <https://doi.org/10.1094/PDIS-06-12-0525-PDN>
- Zada, M., Zakir, N., Rabbani, M. A., & Shinwari, Z. K. (2013). Assessment of genetic variation in Ethiopian mustard (*Brassica carinata* A. Braun) germplasm using multivariate techniques. *Pakistan Journal of Botany*, *45*, 583–593.
- Zanetti, F., Monti, A., & Berti, M. T. (2013). Challenges and opportunities for new industrial oilseed crops in EU-27: A review. *Industrial Crops and Products*, *50*, 580–595. <https://doi.org/10.1016/j.indcrop.2013.08.030>
- Zhang, W., Hu, D., Raman, R., Guo, S., Wei, Z., Shen, X., Meng, J., Raman, H., & Zou, J. (2017). Investigation of the genetic diversity and quantitative trait loci accounting for important agronomic and seed quality traits in *Brassica carinata*. *Frontiers in Plant Science*, *8*, 615. <https://doi.org/10.3389/fpls.2017.00615>
- Zou, J., Raman, H., Guo, S., Hu, D., Wei, Z., Luo, Z., Long, Y., Shi, W., Fu, Z., Du, D., & Meng, J. (2014). Constructing a dense genetic linkage map and mapping QTL for the traits of flower development in *Brassica carinata*. *Theoretical and Applied Genetics*, *127*(7), 1593–1605. <https://doi.org/10.1007/s00122-014-2321-z>

How to cite this article: Seepaul R, Kumar S, Iboyi JE, et al. *Brassica carinata*: Biology and agronomy as a biofuel crop. *GCB Bioenergy*. 2021;13:582–599. <https://doi.org/10.1111/gcbb.12804>